


ZD & ZDC LED REPLACEMENT KITS		
Catalog No.	Description	1,000đ
ZD1LEDULKIT	ZD 1 LED Replacement Kit [†]	2,670
ZD3LEDULKIT	ZD 3 LED Replacement Kit [†]	3,480
ZD6LEDULKIT	ZD 6 LED Replacement Kit [†]	4,830
ZD9LEDULKIT	ZD 9 LED Replacement Kit [†]	5,630
ZD3LEDTKIT	ZD 3LED Wildlife Friendly Replacement Kit	3,750
ZDCKITM	ZDC LED Replacement Kit, Medium	7,520
ZDCKITL	ZDC LED Replacement Kit, Large	7,520
ZDCKITR	ZDC LED Replacement Kit, Rectangular	4,020
755901	ZD 1 LED Board for LF [‡]	2,670

LED REPLACEMENT KITS		
Catalog No.	Description	1,000đ
1LEDULKIT	1 LED Replacement Kit [†]	1,860
3LEDULKIT	3 LED Replacement Kit [†]	2,670
6LEDULKIT	6 LED Replacement Kit [†]	4,020
9LEDULKIT	9 LED Replacement Kit [†]	4,830
755902	1 LED Board for LF [‡]	1,860



LED OPTICS KITS		
Catalog No.	Description	1,000đ
1LEDOPTICKIT	Optics Kit for 1 LED Board	540
3LEDOPTICKIT	Optics Kit for 3 LED Board	540
9LEDOPTICKIT	Optics Kit for 6 and 9 LED Boards	540
LFZDCLA	Optics Kit for LF-ZDC	540

[†]Includes filters, screws, reflectors, and LED board. [‡] Includes board only.



LED BEAM ANGLE LENSES

Catalog No.	Description	1,000đ
1LEDFLENS	1 LED Flood Lens, 30°-32°	350
1LEDWFLENS	1 LED Wide Flood Lens, 56°-58°	350
3LEDFLENS	3 LED Flood Lens, 30°-32°	380
3LEDWFLENS	3 LED Wide Flood Lens, 56°-58°	380
9LEDFLENS	6 and 9 LED Flood Lens, 30°-32°	430
9LEDWFLENS	6 and 9 LED Wide Flood Lens, 56°-58°	430

ACCESSORY LENSES

Catalog No.	Description	1,000đ
250015170000	Frosted Lens for MR-16	270
250010480000	Frosted Lens for MR-11	220
250015240000	Solite Spread for MR-16	270
250015420000	Solite Spread for MR-11	270
250013550000	Spread Lens for MR-16	270
250015260000	Hex Baffle for MR-16	270
250015250000	Hex Baffle for MR-11	220
RRMR16	Recessor Ring for MR-16	240
250015180000	For MR-16 Light Green	270
250015190000	For MR-16 Light Blue	270
250015230000	For MR-16 Dichroic Peach	510
250015200000	For MR-16 Dichroic Blue	510
250015210000	For MR-16 Dichroic Green	510
250015220000	For MR-16 Dichroic Red	510
250010140000	For MR-11 Dichroic Peach	460
250010160000	For MR-11 Dichroic Blue	460

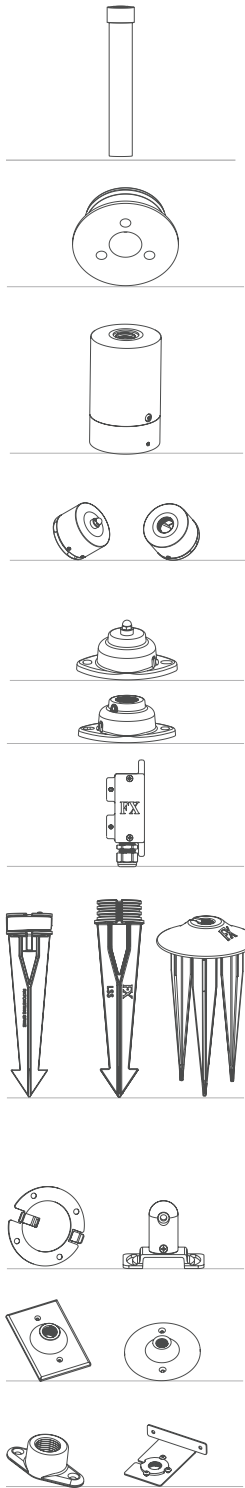
SPLICING OPTIONS

Catalog No.	Description	1,000đ
DBRY100	100 tubes loose in box, plus inner box with 100 wire nuts (100 bulk)	10,000
DBRY2X25	Two tubes and wire nuts in a plastic bag (2 pack of 25 units)	5,200

POWER ACCESSORIES

Catalog No.	Description	1,000đ
MT-6W	Mini Plug-In Transformer, 6W	670
MT-30W	Mini Plug-In Transformer, 30W	1,350
ST-UV	Step-Down Transformer, Universal Voltage (110-277V) to 12V	1,210
SURGE-MOD	Surge Protection for LED Lighting Fixture	780





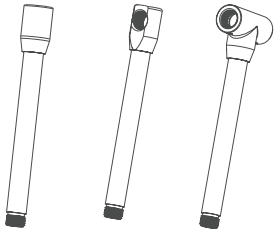
MOUNTING OPTIONS

Category	Catalog No.	Description	1,000d
POST MOUNT	PM-BS	Post Mount	1,400
	PM-XX**	Post Mount	1,540
	PM-NP**	Post Mount	2,210
	PM-AB	Post Mount	2,210
	PM-AT	Post Mount	2,210
	PDM-BS	Deck Mount for PM	780
	PDM-XX**	Deck Mount for PM	920
	PDM-NP**	Deck Mount for PM	1,320
	GM-XX	Ground Mount	2,670
VERSABOX®	VB-050-BS	VersaBox for ½" (13 mm) Thread	1,590
	VB-050-XX**	VersaBox for ½" (13 mm) Thread	1,730
	VB-050-NP**	VersaBox for ½" (13 mm) Thread	2,130
	VB-050-AB*	VersaBox for ½" (13 mm) Thread	2,130
	VB-050-AT*	VersaBox for ½" (13 mm) Thread	2,130
	VB-TS-BS	VersaBox for TS	1,590
	VB-TS-XX**	VersaBox for TS	1,730
	VB-TS-NP**	VersaBox for TS	2,130
MINI J-BOX	MJ-050-XX**	Mini J-Box for ½" (13 mm) Thread	780
	MJ-TS-XX**	Mini J-Box for TS	780
TREEBOX®	TB-XX**	TreeBox with ½" (13 mm) thread	1,050
SPIKES	753900	Super Slot Spike	240
	250015840000	Long Slot Spike	350
	250011560000	CDS Spike	430
	250020020000	3-Prong Spike	430
	PARS	ProAim™ Ratcheting Spike	430
	EKITSPIKE	Junction Box Spike Kit	460
	SJ-XX**	Super J-Box	780
	SJ-BS	Super J-Box	1,640
	SJ-AB*/AT*/NP**	Super J-Box	1,910
WALL MOUNT	WM-XX**	Wall Mount Knuckle	670
	MM-050-XX**	Mini-Mount	510
	POBRKT	PO Mounting Bracket	780
	MOBRKT	MO Mounting Bracket	780
	WP-1G-050-XX**	Wall Plate, 1-Gang, ½" (13 mm) Thread	620
	WP-RD-050-XX**	Wall Plate, Round, ½" (13 mm) Thread	780
	WP-2G-NL-XX**	Wall Plate, 2-Gang, NL, Surface-Mount Wall Light	780
	WP-RD-PS-XX**	Wall Plate, Round, PS, Surface-Mount Down Light	780
	PDK-BZ	Demo Plate, Bronze	270
	GM-SS	Gutter Mounting Bracket, ½" (13 mm) Thread	1,050
	EKITWALL	Wall Light Connection Kit	240
	IN-GRADE	LGNF	Light Guard, No Fixture
WL-XX-NF**		Well Light	1,350

*May require longer lead time.

** Denotes powder coat finish. *Sales on specialty finishes are not returnable.

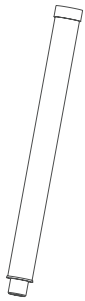
ALUMINUM RISERS



STEP ONE		STEP TWO		STEP THREE	
Height	1,000đ	Coupling Option	1,000đ	Finish	1,000đ
6R	320	[default]	0	BZ, DG, WI, SB, FB	0
8R	430	COUP	400	WG [‡] , FW [‡] , AL [‡]	0
12R	540	90	540		
18R	700	T	540		
24R	860				
30R	1,020				
36R	1,190				

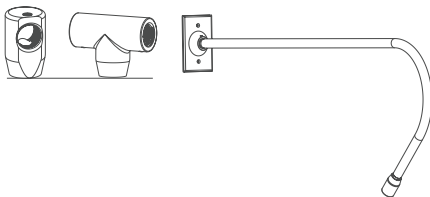
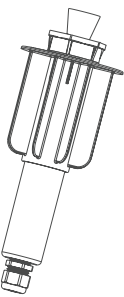
EXAMPLE: 12R-COUP-BZ TOTAL PRICE: 940

COPPER RISERS



STEP ONE		STEP TWO	
Height	1,000đ	Finish	1,000đ
8R-GT	1,290	CU	0
12R-GT	1,290	BZ, DG, WI, SB, FB	130
18R-GT	1,560	WG [‡] , FW [‡] , AL [‡]	130
24R-GT	1,830	AB [‡] , AT [‡]	270
		NP [‡]	270

EXAMPLE: 18R-GT-CU TOTAL PRICE: 1,560



RISER AND COUPLING OPTIONS

Catalog No.	Description	1,000đ
VHRUL	Variable Height Riser for Up Light, Extends 0"-7" (0-178 mm)	1,320
COUP-XX ^{**}	Straight Coupling, ½" (13 mm)	400
ELBW-050-XX ^{**}	90° Elbow Fitting, ½" (13 mm)	540
TMNT-050-XX ^{**}	T-mount Fitting, ½" (13 mm)	540
24R-SL-XX ^{**}	24" (610 mm) Sign Light Riser	3,230
36R-SL-XX ^{**}	36" (915 mm) Sign Light Riser	3,770
48R-SL-XX ^{**}	48" (1.2 m) Sign Light Riser	4,310
TR-18-6P-XX ^{**}	Tree Ring, 18" (457 mm) Diameter, 6-Position (BZ or FB only)	9,440
TR-24-6P-XX ^{**}	Tree Ring, 24" (610 mm) Diameter, 6-Position (BZ or FB only)	10,650
TR-JB-LL-XX ^{**}	Tree Ring, Junction Box, LL style (BZ or FB only)	810
TR-JB-T-XX [*]	Tree Ring, Junction Box, T style (BZ or FB only)	810

^{*} May require longer lead time. [‡] Contact Customer Service for availability and pricing.

^{**} Denotes powder coat finish. [†] Sales on specialty finishes are not returnable.

LED Wattage Quick Reference Table

INTEGRATED LEDS		
Model	Input Watts	Total VA
1LED (Round/Rectangle)	2.0	2.4
3LED	4.2	4.5
6LED	8.2	9.7
9LED	10.0	10.7
ZDC - Large	9.1	11.0
ZDC - Medium	6.0	7.2
ZDC - Rectangular	3.6	4.3

REPLACEMENT LAMPS		
Model	Input Watts	Total VA
MR-16 - 20W (4W)	4.0	4.3
MR-16 - 35W (5W)	5.0	5.4
MR-16 - 50W (6W)	6.0	6.5
G4 - 10W (1W)	1.0	1.1
G4 - 20W (1.6W)	1.6	1.7
G4 - 35W (2.4W)	2.4	2.5

LED Correlated Color Temperatures (CCT)

INTEGRATED LEDS	
Filter Color	CCT
Amber	2,700K
Clear	3,900K
Green	4,500K
Blue	5,200K

REPLACEMENT LAMPS	
Lamp Option	CCT
MR-16 - W	2,700K
MR-16 - C	3,900K
G4 - W	2,700K
