

# FXLuminaire®

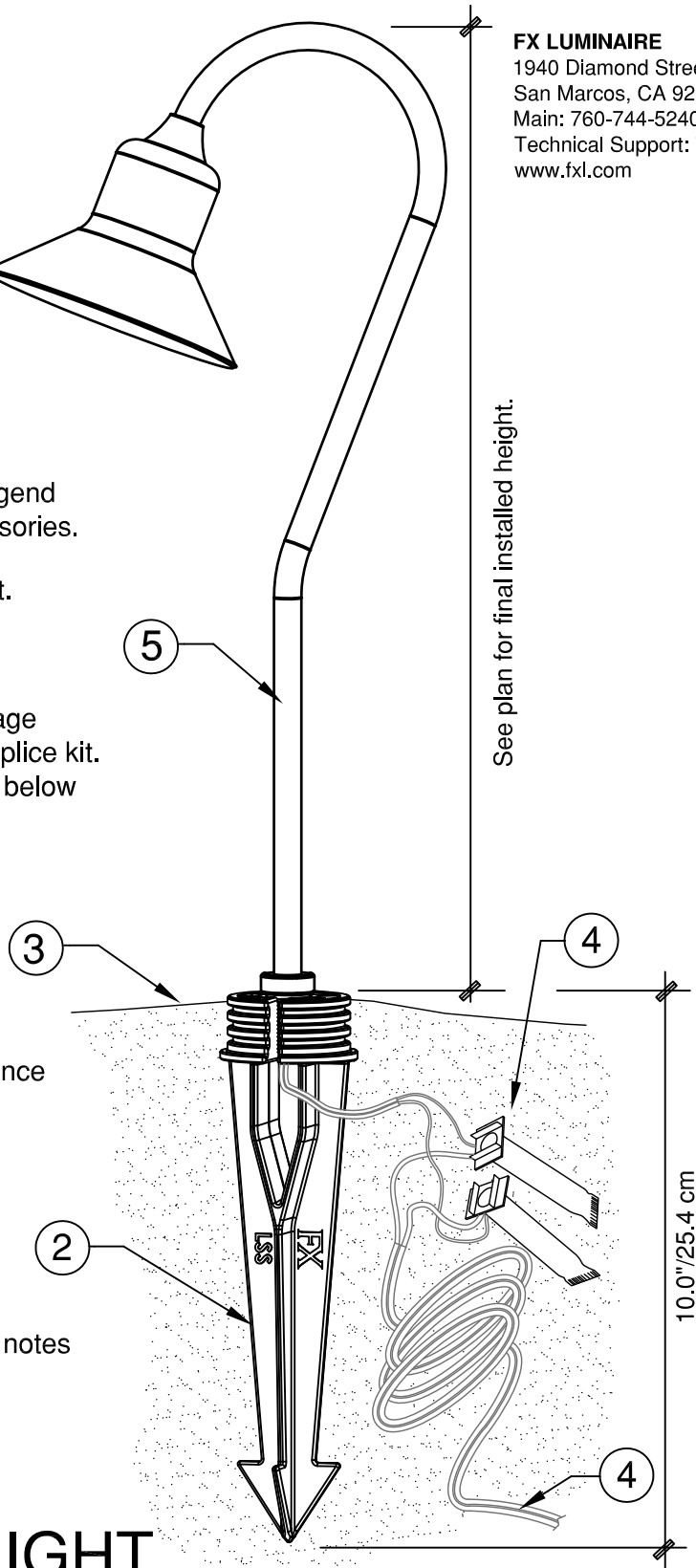
**FX LUMINAIRE**  
 1940 Diamond Street  
 San Marcos, CA 92078  
 Main: 760-744-5240  
 Technical Support: 760-591-7383  
 www.fx1.com

## DETAIL LEGEND

- ① FX Luminaire TD fixture. See plan legend for wattage, beam spread and accessories.
- ② FX Luminaire Long Slot Spike mount.
- ③ Finished grade.
- ④ Direct bury, UF/UL, copper, low voltage cable with 3M DBR/Y-6 direct bury splice kit. Leave 18" minimum wire loop coiled below fixture for service.
- ⑤ Riser assembly; see plan for height.


## NOTES

- A. Installation to be completed in accordance with manufacturer's specifications.
- B. Accepts 10-15 volts - AC or DC
- C. See plan legend for LED board and accessories.
- D. Always refer to FX product installation notes prior to installation.



See plan for final installed height.

10.0\"/>



## TD PATH LIGHT LONG SLOT SPIKE

NOT TO SCALE

# FXLuminaire

## FX LUMINAIRE

1940 Diamond Street

San Marcos, CA 92078

Main: 760-744-5240

Technical Support: 760-591-7383

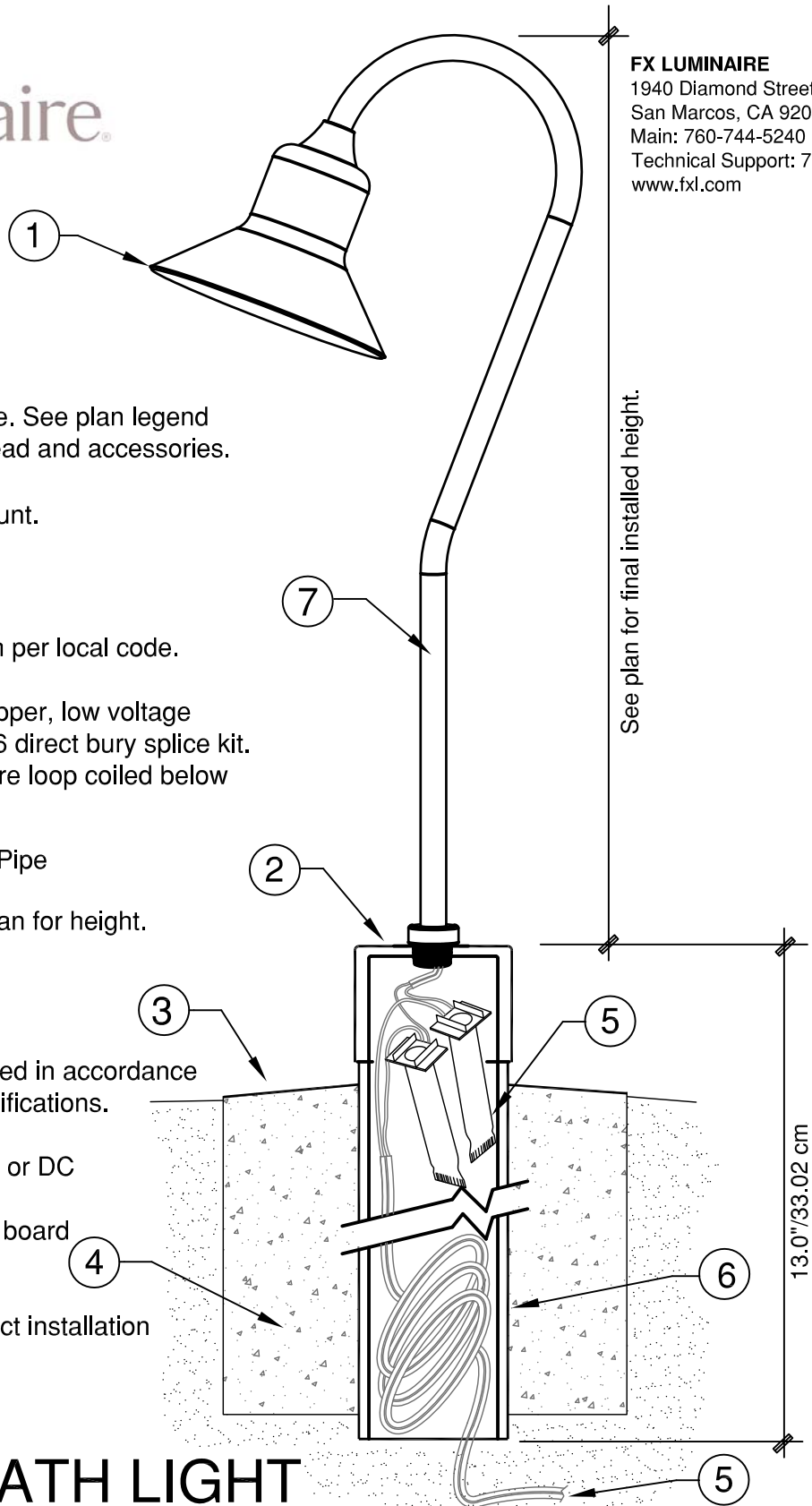
www.fx1.com

### DETAIL LEGEND

- ① FX Luminaire TD fixture. See plan legend for wattage, beam spread and accessories.
- ② FX Luminaire Post Mount.
- ③ Finished grade.
- ④ Concrete footing. Depth per local code.
- ⑤ Direct bury, UF/UL, copper, low voltage cable with 3M DBR/Y-6 direct bury splice kit. Leave 18" minimum wire loop coiled below fixture for service.
- ⑥ 1½" Schedule 40 PVC Pipe
- ⑦ Riser assembly; see plan for height.

### NOTES

- A. Installation to be completed in accordance with manufacturer's specifications.
- B. Accepts 10-15 volts - AC or DC
- C. See plan legend for LED board and accessories.
- D. Always refer to FX product installation notes prior to installation.



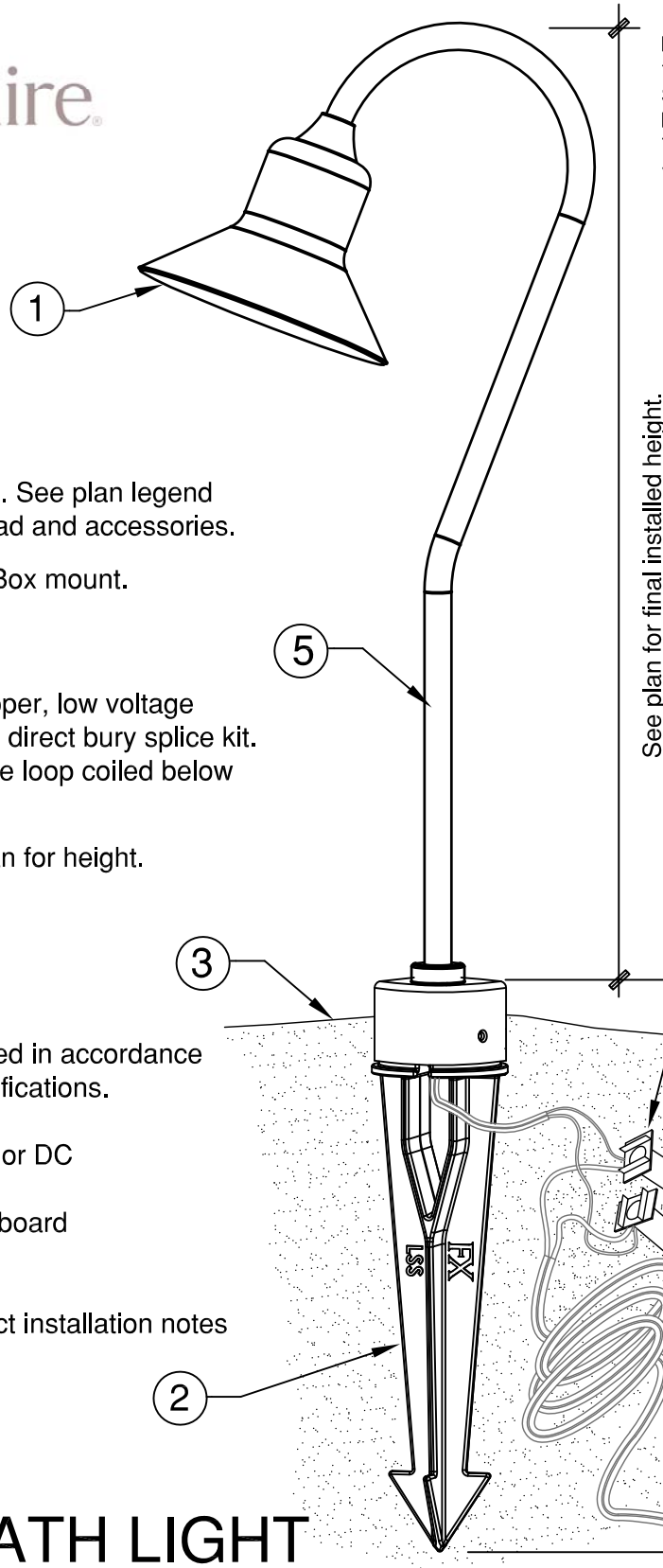
XX

## TD PATH LIGHT POST MOUNT

NOT TO SCALE

# FXLuminaire®

**FX LUMINAIRE**  
 1940 Diamond Street  
 San Marcos, CA 92078  
 Main: 760-744-5240  
 Technical Support: 760-591-7383  
 www.fxl.com




## DETAIL LEGEND

- ① FX Luminaire TD fixture. See plan legend for wattage, beam spread and accessories.
- ② FX Luminaire Super J-Box mount.
- ③ Finished grade.
- ④ Direct bury, UF/UL, copper, low voltage cable with 3M DBR/Y-6 direct bury splice kit. Leave 18" minimum wire loop coiled below fixture for service.
- ⑤ Riser assembly; see plan for height.

## NOTES

- A. Installation to be completed in accordance with manufacturer's specifications.
- B. Accepts 10-15 volts - AC or DC
- C. See plan legend for LED board and accessories.
- D. Always refer to FX product installation notes prior to installation.



## TD PATH LIGHT SUPER J-BOX

NOT TO SCALE

# FXLuminaire


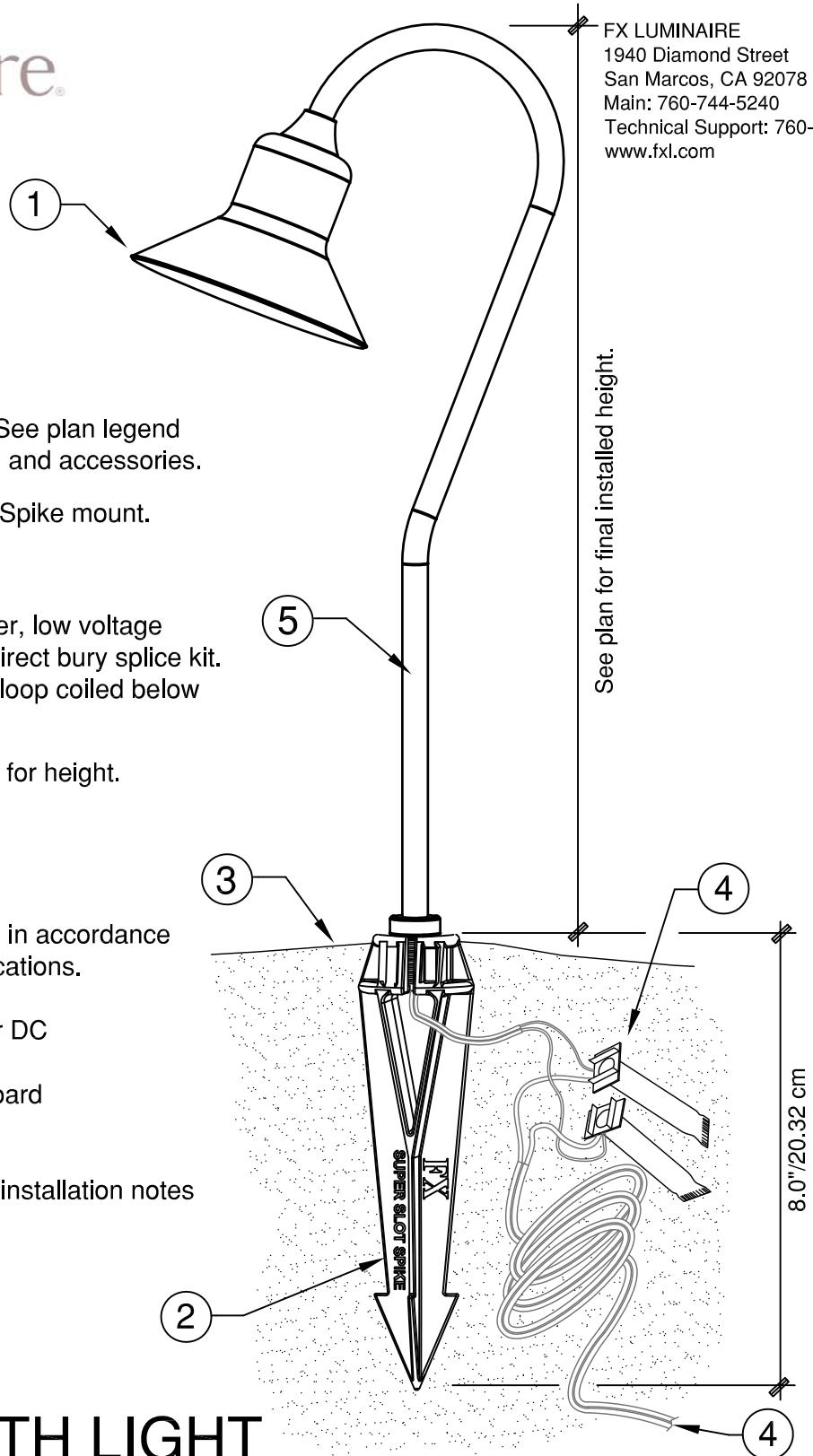
FX LUMINAIRE  
1940 Diamond Street  
San Marcos, CA 92078  
Main: 760-744-5240  
Technical Support: 760-591-7383  
www.fx1.com

## DETAIL LEGEND

- ① FX Luminaire TD fixture. See plan legend for wattage, beam spread and accessories.
- ② FX Luminaire Super Slot Spike mount.
- ③ Finished grade.
- ④ Direct bury, UF/UL, copper, low voltage cable with 3M DBR/Y-6 direct bury splice kit. Leave 18" minimum wire loop coiled below fixture for service.
- ⑤ Riser assembly; see plan for height.

## NOTES

- A. Installation to be completed in accordance with manufacturer's specifications.
- B. Accepts 10-15 volts - AC or DC
- C. See plan legend for LED board and accessories.
- D. Always refer to FX product installation notes prior to installation.



## TD PATH LIGHT SUPER SLOT SPIKE

NOT TO SCALE