

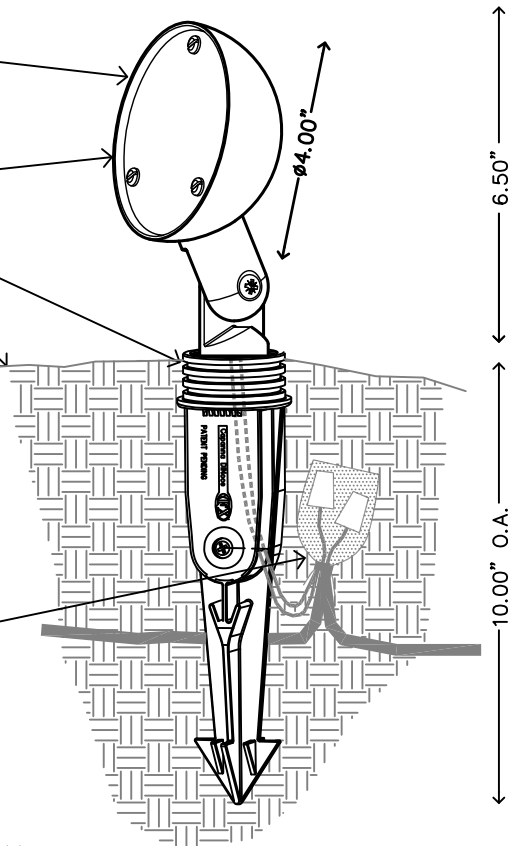
FX LUMINAIRE ROTONDO LUNA FIXTURE
SEE PLAN LEGEND FOR WATTAGE, BEAM
SPREAD AND ACCESSORIES

AIM FIXTURE A MINIMUM OF 10°
OFF VERTICAL TO ALLOW WATER
AND DIRT TO DRAIN OFF LENS CAP

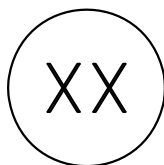
FX LUMINAIRE CDS MOUNT

FINISHED GRADE

LOW VOLTAGE CABLE WITH
LITESPLICE, LEAVE 18" MIN.
LOOP COILED BELOW FIXTURE
FOR SERVICE



SECTION/ELEVATION

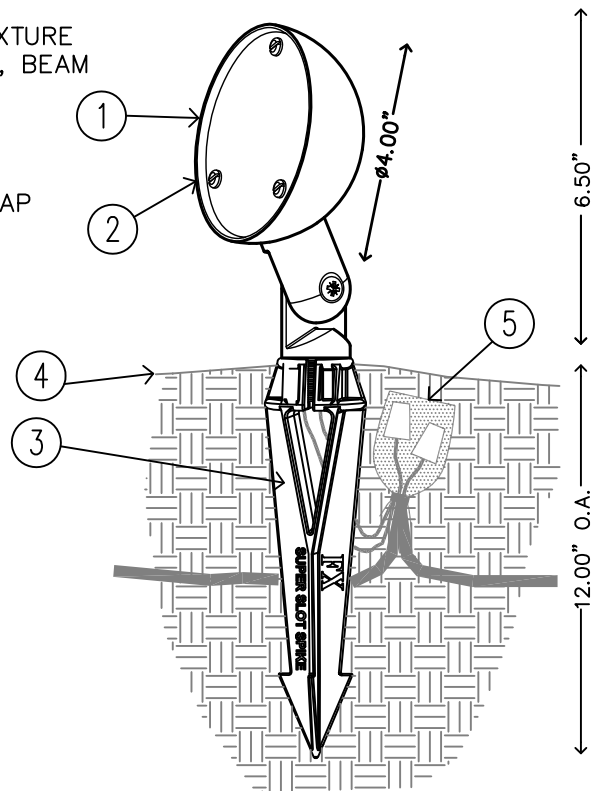


ROTONDO LUNA(RL)
CDS MOUNT

NOT TO SCALE

FX LUMINAIRE DETAIL

- ① FX LUMINAIRE ROTONDO LUNA FIXTURE
SEE PLAN LEGEND FOR WATTAGE, BEAM
SPREAD AND ACCESSORIES
- ② AIM FIXTURE A MINIMUM OF 10°
OFF VERTICAL TO ALLOW WATER
AND DIRT TO DRAIN OFF LENS CAP
- ③ FX LUMINAIRE
SUPER SLOT SPIKE MOUNT
- ④ FINISHED GRADE
- ⑤ LOW VOLTAGE CABLE WITH
LITESPLICE, LEAVE 18" MIN.
LOOP COILED BELOW FIXTURE
FOR SERVICE

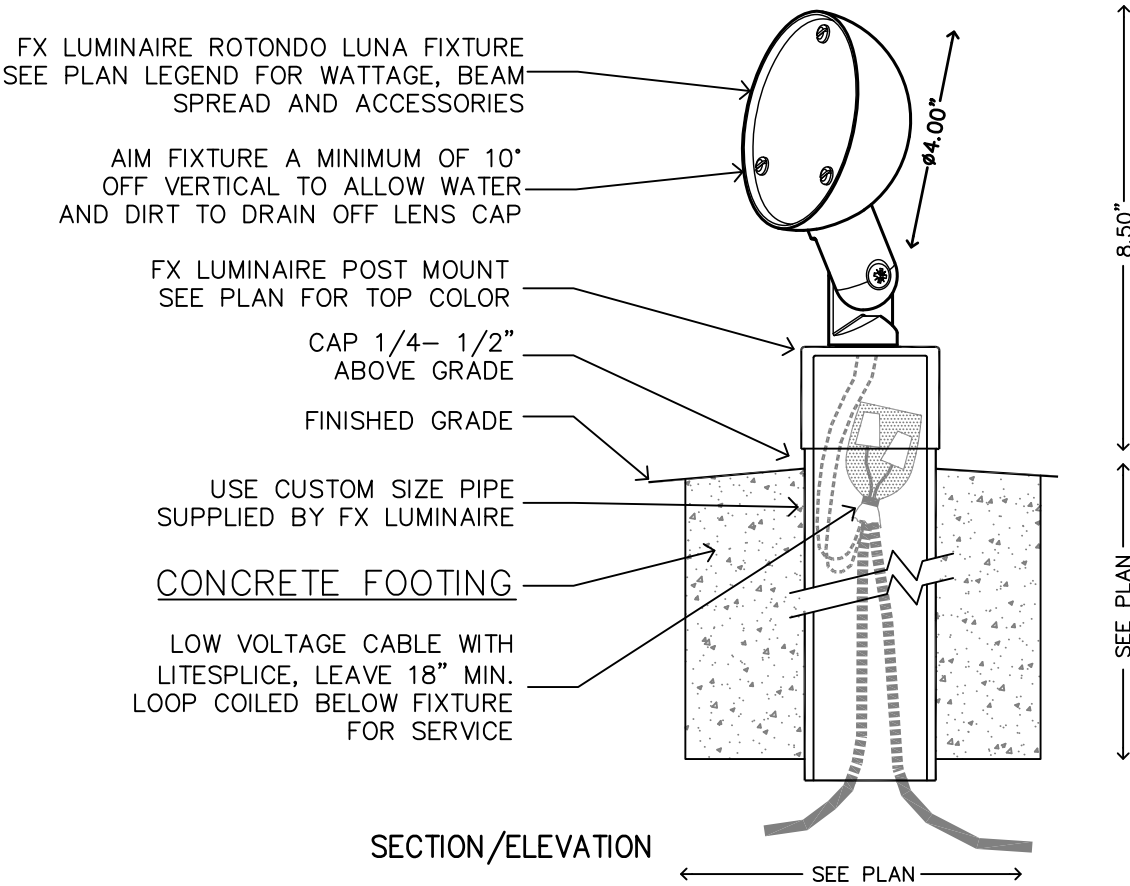


SECTION/ELEVATION

XX ROTONDO LUNA(RL)
SUPER SLOT SPIKE

NOT TO SCALE FX LUMINAIRE DETAIL

USE THIS INSTALLATION
DETAIL IF PLACING IN TURF



XX ROTONDO LUNA(RL)
FOOTER MOUNT

NOT TO SCALE

FX LUMINAIRE DETAIL

FX LUMINAIRE ROTONDO LUNA FIXTURE
SEE PLAN LEGEND FOR WATTAGE, BEAM
SPREAD AND ACCESSORIES

AIM FIXTURE A MINIMUM OF 10°
OFF VERTICAL TO ALLOW WATER
AND DIRT TO DRAIN OFF LENS CAP

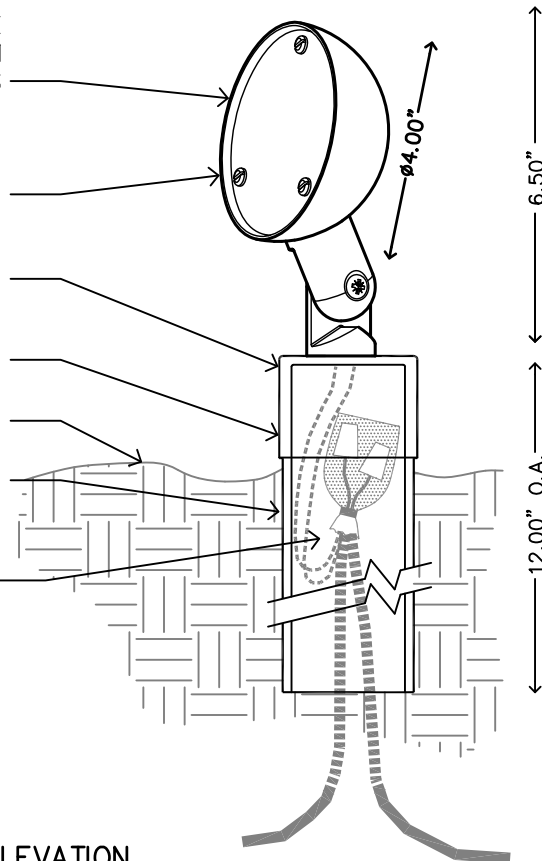
FX LUMINAIRE POST MOUNT
GROUND STAKE SEE PLAN FOR
TOP COLOR

CAP 1/4- 1/2"
ABOVE GRADE

FINISHED GRADE

USE CUSTOM SIZE PIPE
SUPPLIED BY FX LUMINAIRE

LOW VOLTAGE CABLE WITH
LITESPLICE, LEAVE 18" MIN.
LOOP COILED BELOW FIXTURE
FOR SERVICE



SECTION/ELEVATION

XX

ROTONDO LUNA(RL)
POST MOUNT

NOT TO SCALE

FX LUMINAIRE DETAIL

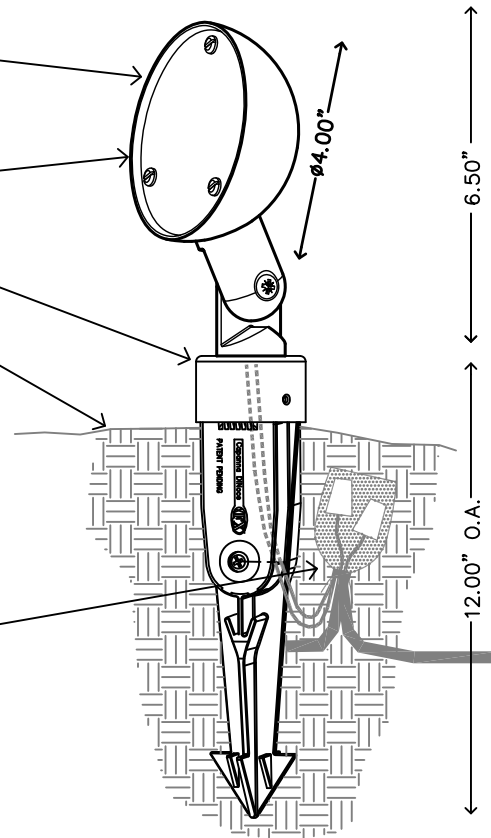
FX LUMINAIRE ROTONDO LUNA FIXTURE
SEE PLAN LEGEND FOR WATTAGE, BEAM
SPREAD AND ACCESSORIES

AIM FIXTURE A MINIMUM OF 10°
OFF VERTICAL TO ALLOW WATER
AND DIRT TO DRAIN OFF LENS CAP

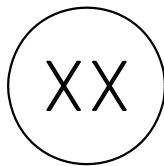
FX LUMINAIRE BRASS TOP CAP
MOUNTED ON FX CDS STAKE

FINISHED GRADE

LOW VOLTAGE CABLE WITH
FX LITESPLICE, LEAVE 18" MIN.
LOOP COILED BELOW FIXTURE
FOR SERVICE



SECTION/ELEVATION



ROTONDO LUNA(RL)
SUPER J-BOX MOUNT

NOT TO SCALE

FX LUMINAIRE DETAIL

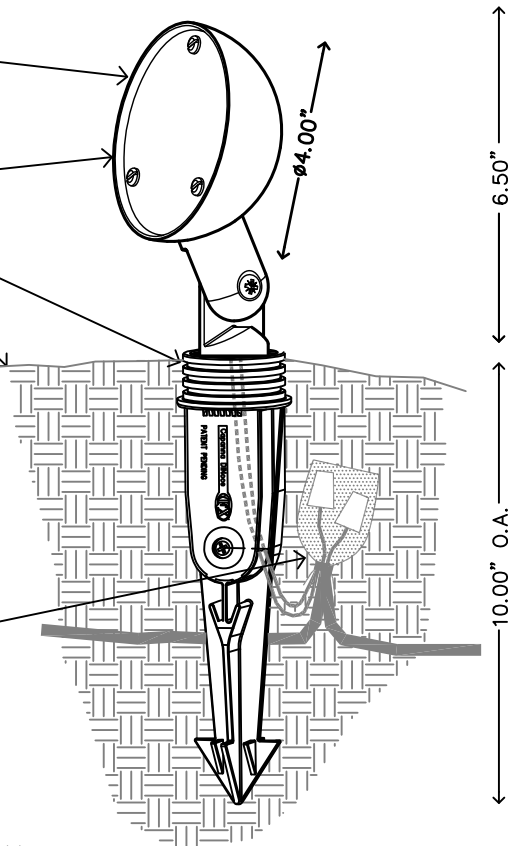
FX LUMINAIRE ROTONDO LUNA FIXTURE
SEE PLAN LEGEND FOR WATTAGE, BEAM
SPREAD AND ACCESSORIES

AIM FIXTURE A MINIMUM OF 10°
OFF VERTICAL TO ALLOW WATER
AND DIRT TO DRAIN OFF LENS CAP

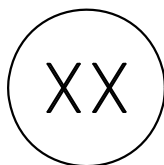
FX LUMINAIRE CDN MOUNT

FINISHED GRADE

LOW VOLTAGE CABLE WITH
LITESPLICE, LEAVE 18" MIN.
LOOP COILED BELOW FIXTURE
FOR SERVICE



SECTION/ELEVATION



ROTONDO LUNA(RL)
CDN MOUNT

NOT TO SCALE

FX LUMINAIRE DETAIL