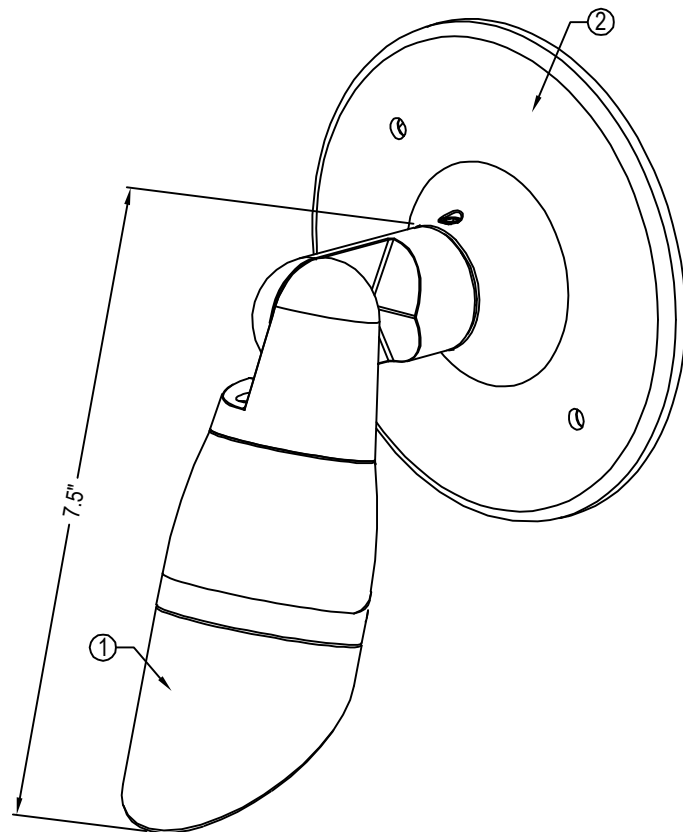



DETAIL LEGEND:

- ① FX Luminaire QT fixture. See plan legend for wattage, beam spread and accessories.
- ② FX Luminaire Round Wall Plate

NOTES:

- A. Installation to be completed in accordance with manufacturer's specifications.
- B. Accepts 10-15 volts - AC or DC.
- C. See plan legend for LED board and accessories.
- D. Always refer to FX product installation notes prior to installation.

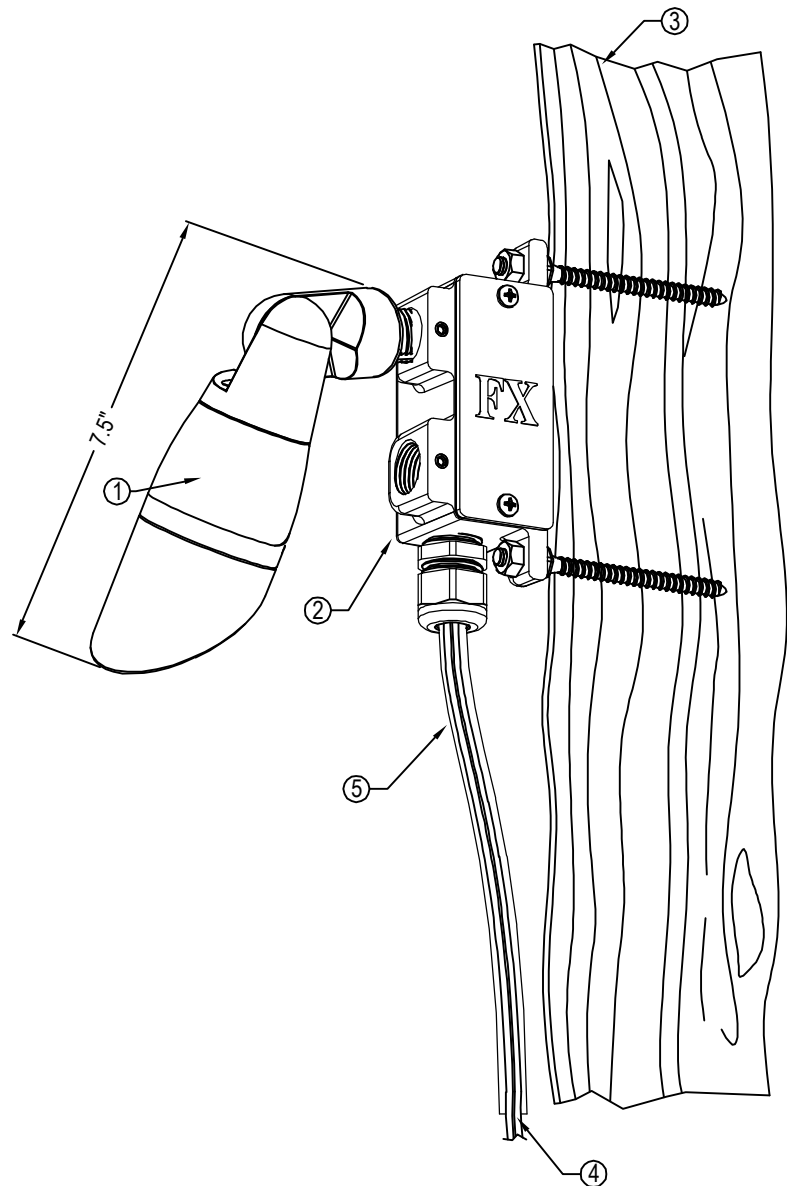
**DOWN LIGHTS**

QT with Round Wall Plate

NOT TO SCALE


DETAIL LEGEND:

- ① FX Luminaire QT fixture. See plan legend for wattage, beam spread and accessories.
- ② FX Luminaire Tree Box Mount.
- ③ Tree trunk or limb.
- ④ UF/UL, copper, low voltage cable. Splice wires with waterproof connectors according to FX recommendations.
- ⑤ Electrical conduit per local code.



NOTES:

- A. Installation to be completed in accordance with manufacturer's specifications.
- B. Accepts 10-15 volts - AC or DC.
- C. See plan legend for LED board and accessories.
- D. Always refer to FX product installation notes prior to installation.



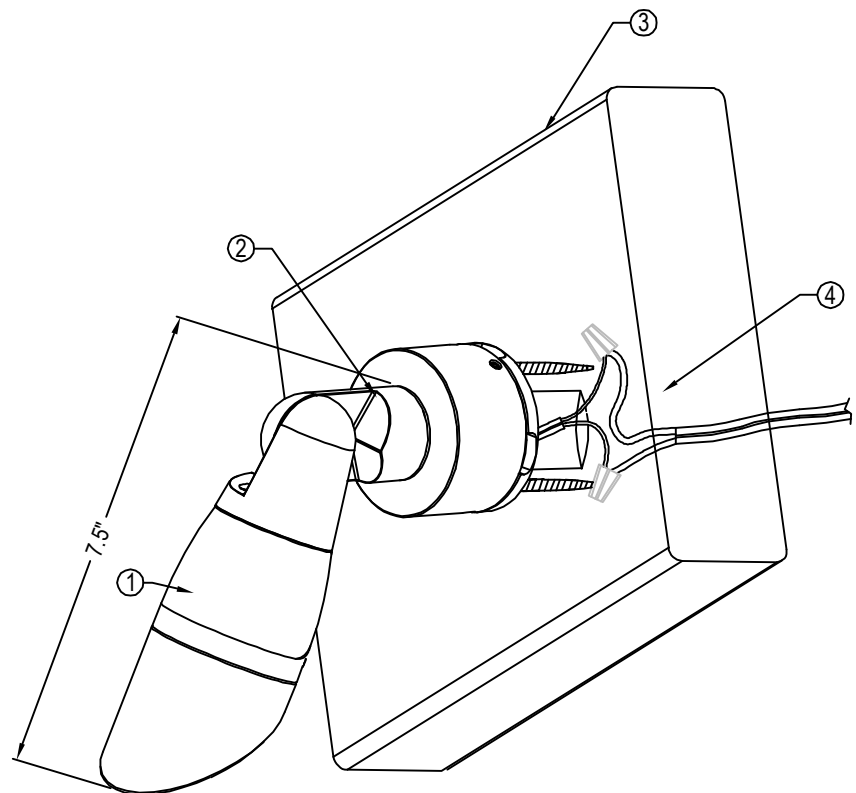
DOWN LIGHTS

QT with Tree Box

NOT TO SCALE


DETAIL LEGEND:

- ① FX Luminaire QT fixture. See plan legend for wattage, beam spread and accessories.
- ② FX Luminaire Versabox Mount.
- ③ Wood joist or header.
- ④ UF/UL, copper, low voltage cable. Splice wires with waterproof connectors according to FX recommendations.



NOTES:

- A. Installation to be completed in accordance with manufacturer's specifications.
- B. Accepts 10-15 volts - AC or DC.
- C. See plan legend for LED board and accessories.
- D. Always refer to FX product installation notes prior to installation.



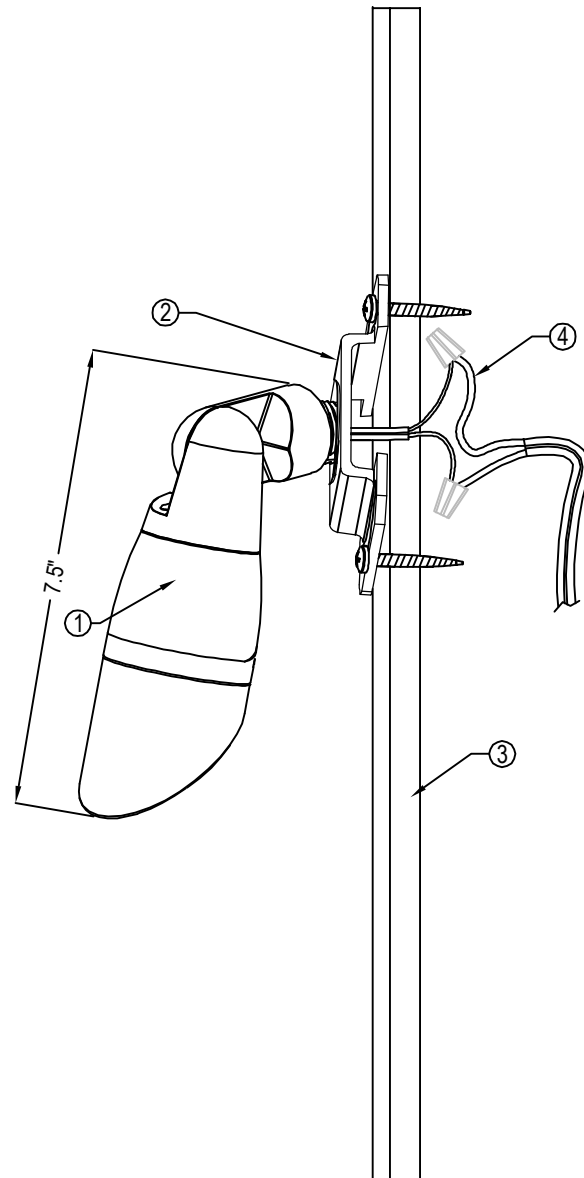
DOWN LIGHTS

QT with Versa Box

NOT TO SCALE


DETAIL LEGEND:

- ① FX Luminaire QT fixture. See plan legend for wattage, beam spread and accessories.
- ② FX Luminaire Wall Mount.
- ③ Wall or siding panel see plans.
- ④ UF/UL, copper, low voltage cable. Splice wires with waterproof connectors according to FX recommendations.



NOTES:

- A. Installation to be completed in accordance with manufacturer's specifications.
- B. Accepts 10-15 volts - AC or DC.
- C. See plan legend for LED board and accessories.
- D. Always refer to FX product installation notes prior to installation.



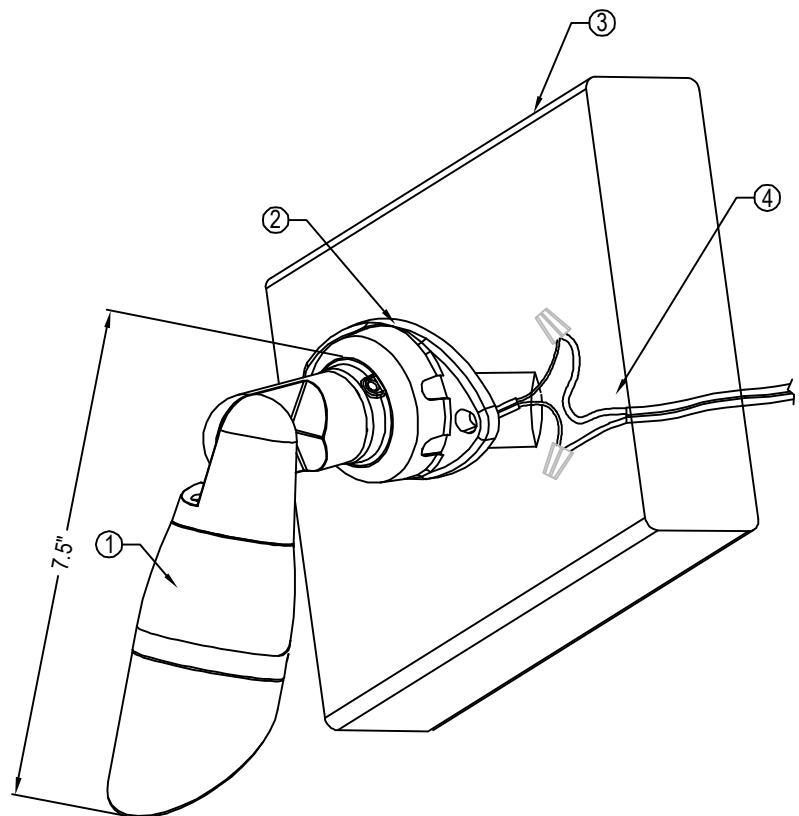
DOWN LIGHTS

QT with Wall Mount

NOT TO SCALE


DETAIL LEGEND:

- ① FX Luminaire QT fixture. See plan legend for wattage, beam spread and accessories.
- ② FX Luminaire Mini J-Box Mount.
- ③ Wood Joist or Header.
- ④ UF/UL, copper, low voltage cable. Splice wires with waterproof connectors according to FX recommendations.



NOTES:

- A. Installation to be completed in accordance with manufacturer's specifications.
- B. Accepts 10-15 volts - AC or DC.
- C. See plan legend for LED board and accessories.
- D. Always refer to FX product installation notes prior to installation.



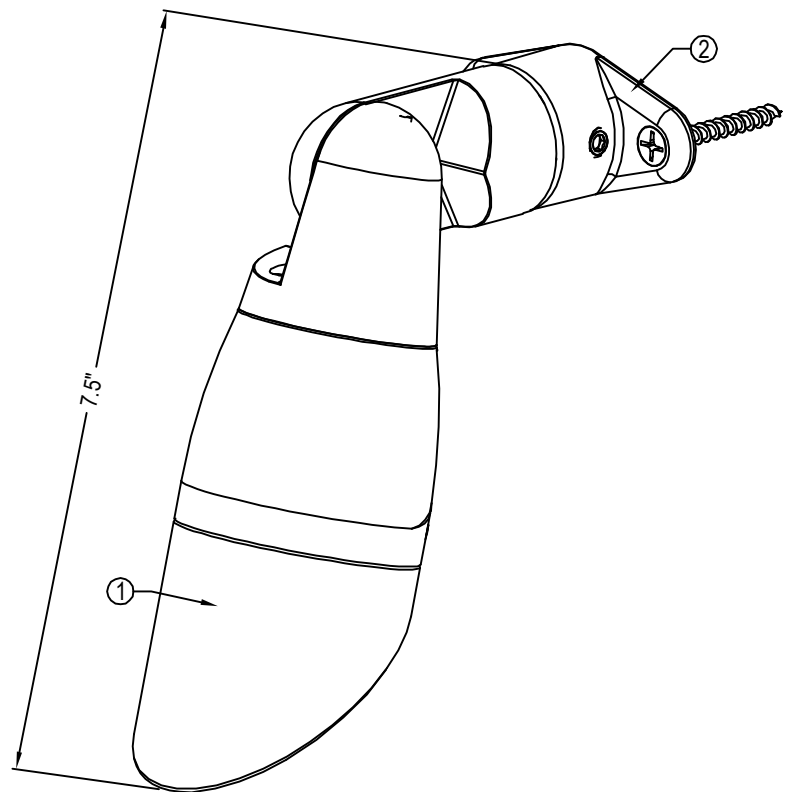
DOWN LIGHTS

QT with Mini J Box

NOT TO SCALE


DETAIL LEGEND:

- ① FX Luminaire QT fixture. See plan legend for wattage, beam spread and accessories.
- ② FX Luminaire Mini Mount.



NOTES:

- A. Installation to be completed in accordance with manufacturer's specifications.
- B. Accepts 10-15 volts - AC or DC.
- C. See plan legend for LED board and accessories.
- D. Always refer to FX product installation notes prior to installation.



DOWN LIGHTS

QT with Mini Mount

NOT TO SCALE