

DETAIL LEGEND:


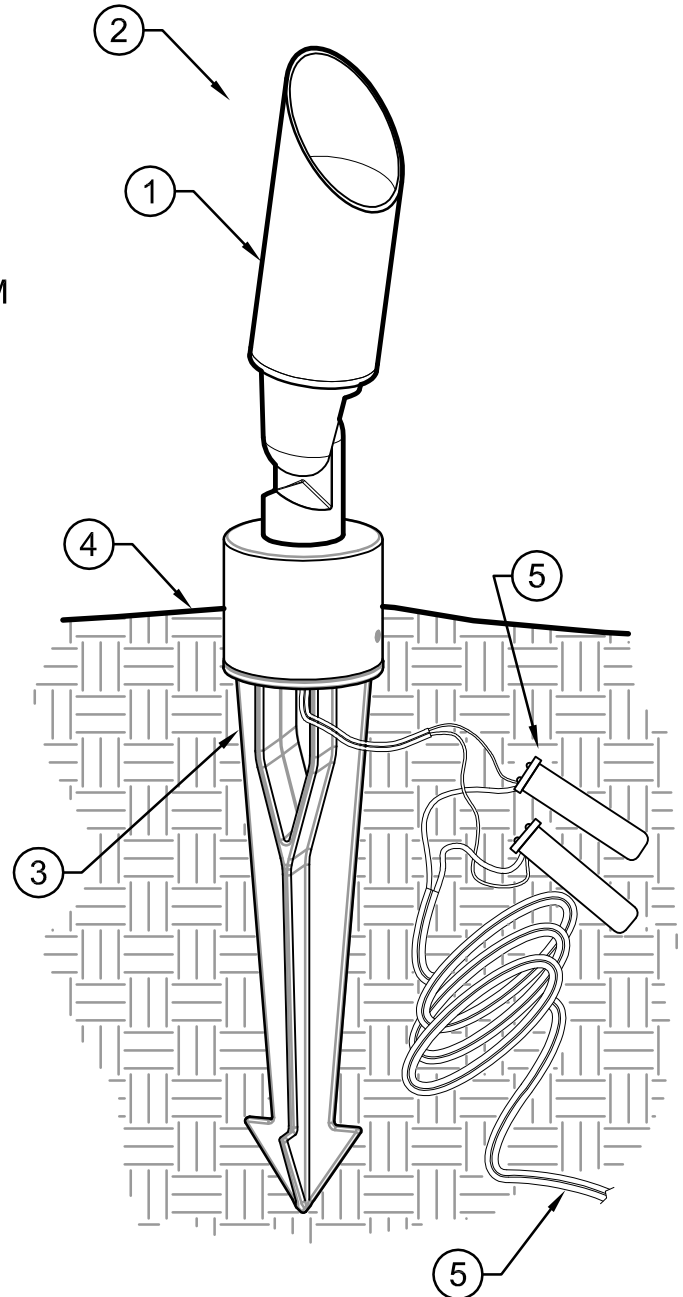
- ① FX LUMINAIRE MR FIXTURE. SEE PLAN LEGEND FOR WATTAGE, BEAM SPREAD AND ACCESSORIES.
- ② AIM FIXTURE A MINIMUM OF 10° OFF VERTICAL TO ALLOW WATER AND DIRT TO DRAIN OFF LENS CAP.
- ③ FX LUMINAIRE SUPER J-BOX MOUNT.
- ④ FINISHED GRADE.
- ⑤ DIRECT BURY, UF/UL, COPPER, LOW VOLTAGE CABLE WITH WATERPROOF CONNECTION. LEAVE 18" [46 CM] MINIMUM WIRE LOOP COILED BELOW FIXTURE FOR SERVICE.

FX LUMINAIRE

1940 Diamond Street
San Marcos, CA 92078
Main: 760-744-5240
Technical Support: 760-591-7383
www.fxI.com

NOTES:

- A. INSTALLATION TO BE COMPLETED IN ACCORDANCE WITH MANUFACTURER'S SPECIFICATIONS.
- B. ACCEPTS 10-15 VOLTS - AC OR DC
- C. SEE PLAN LEGEND FOR LED BOARD OPTION, BEAM SPREADS, AND ACCESSORIES.
- D. ALWAYS REFER TO FX PRODUCT INSTALLATION NOTES PRIOR TO INSTALLATION.



MR UP LIGHT
SUPER J-BOX MOUNT
FXLuminaire.

NOT TO SCALE

DETAIL LEGEND:


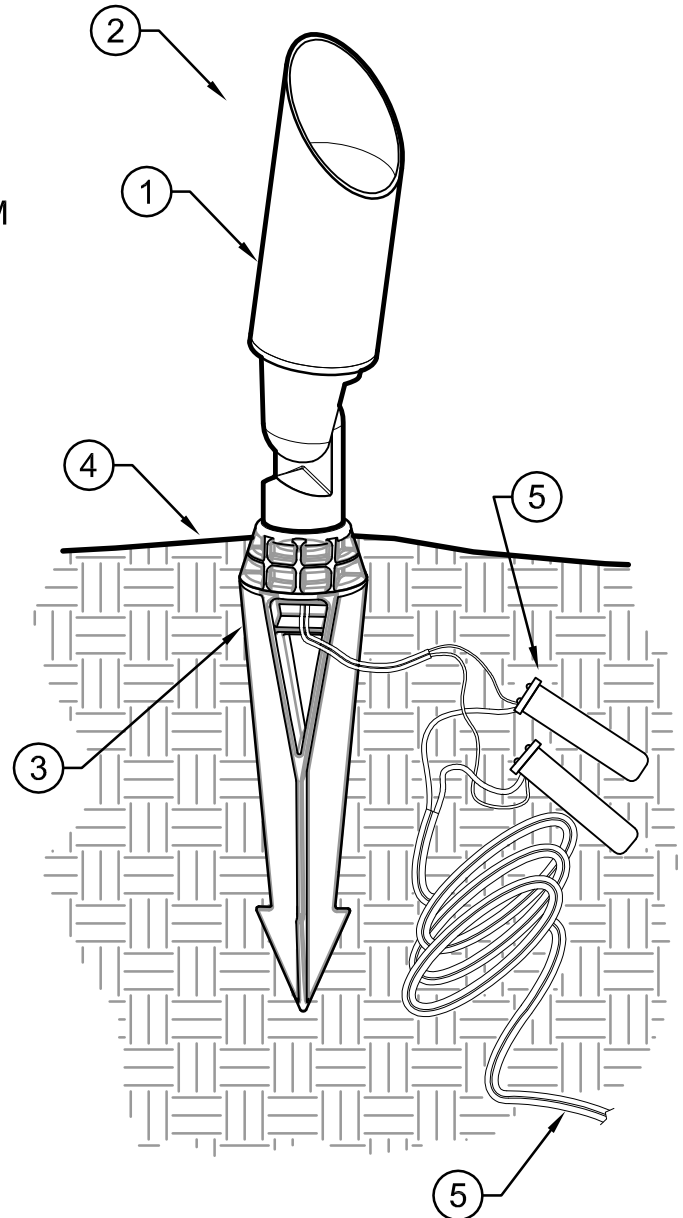
- ① FX LUMINAIRE MR FIXTURE. SEE PLAN LEGEND FOR WATTAGE, BEAM SPREAD AND ACCESSORIES.
- ② AIM FIXTURE A MINIMUM OF 10° OFF VERTICAL TO ALLOW WATER AND DIRT TO DRAIN OFF LENS CAP.
- ③ FX LUMINAIRE SUPER SLOT SPIKE MOUNT.
- ④ FINISHED GRADE.
- ⑤ DIRECT BURY, UF/UL, COPPER, LOW VOLTAGE CABLE WITH WATERPROOF CONNECTION. LEAVE 18" [46 CM] MINIMUM WIRE LOOP COILED BELOW FIXTURE FOR SERVICE.

FX LUMINAIRE

1940 Diamond Street
San Marcos, CA 92078
Main: 760-744-5240
Technical Support: 760-591-7383
www.fxI.com

NOTES:

- A. INSTALLATION TO BE COMPLETED IN ACCORDANCE WITH MANUFACTURER'S SPECIFICATIONS.
- B. ACCEPTS 10-15 VOLTS - AC OR DC
- C. SEE PLAN LEGEND FOR LED BOARD OPTION, BEAM SPREADS, AND ACCESSORIES.
- D. ALWAYS REFER TO FX PRODUCT INSTALLATION NOTES PRIOR TO INSTALLATION.



MR UP LIGHT
SUPER SLOT SPIKE MOUNT

FXLuminaire.

NOT TO SCALE

DETAIL LEGEND:



- ① FX LUMINAIRE MR FIXTURE. SEE PLAN LEGEND FOR WATTAGE, BEAM SPREAD AND ACCESSORIES.
- ② AIM FIXTURE A MINIMUM OF 10° OFF VERTICAL TO ALLOW WATER AND DIRT TO DRAIN OFF LENS CAP.
- ③ FX LUMINAIRE VERSABOX

FX LUMINAIRE

1940 Diamond Street
San Marcos, CA 92078
Main: 760-744-5240
Technical Support: 760-591-7383
www.fxI.com

NOTES:

- A. INSTALLATION TO BE COMPLETED IN ACCORDANCE WITH MANUFACTURER'S SPECIFICATIONS.
- B. ACCEPTS 10-15 VOLTS - AC OR DC
- C. SEE PLAN LEGEND FOR LED BOARD OPTION, BEAM SPREADS, AND ACCESSORIES.
- D. ALWAYS REFER TO FX PRODUCT INSTALLATION NOTES PRIOR TO INSTALLATION.



MR UP LIGHT
VERSABOX MOUNT

FXLuminaire.

NOT TO SCALE

DETAIL LEGEND:

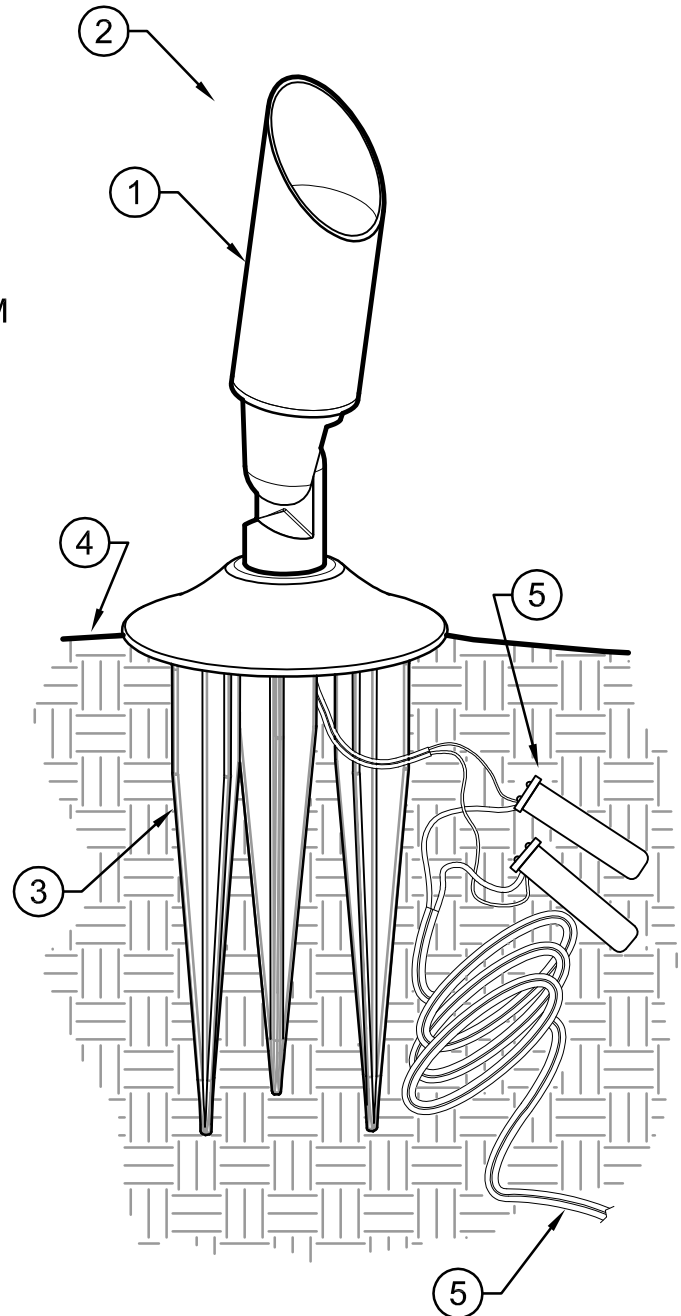
- ① FX LUMINAIRE MR FIXTURE. SEE PLAN LEGEND FOR WATTAGE, BEAM SPREAD AND ACCESSORIES.
- ② AIM FIXTURE A MINIMUM OF 10° OFF VERTICAL TO ALLOW WATER AND DIRT TO DRAIN OFF LENS CAP.
- ③ FX LUMINAIRE 3-PRONG SPIKE.
- ④ FINISHED GRADE.
- ⑤ DIRECT BURY, UF/UL, COPPER, LOW VOLTAGE CABLE WITH WATERPROOF CONNECTION. LEAVE 18" [46 CM] MINIMUM WIRE LOOP COILED BELOW FIXTURE FOR SERVICE.

FX LUMINAIRE


1940 Diamond Street
San Marcos, CA 92078
Main: 760-744-5240
Technical Support: 760-591-7383
www.fxI.com

NOTES:

- A. INSTALLATION TO BE COMPLETED IN ACCORDANCE WITH MANUFACTURER'S SPECIFICATIONS.
- B. ACCEPTS 10-15 VOLTS - AC OR DC
- C. SEE PLAN LEGEND FOR LED BOARD OPTION, BEAM SPREADS, AND ACCESSORIES.
- D. ALWAYS REFER TO FX PRODUCT INSTALLATION NOTES PRIOR TO INSTALLATION.



MR UP LIGHT 3-PRONG SPIKE MOUNT



FXLuminaire.

NOT TO SCALE

DETAIL LEGEND:


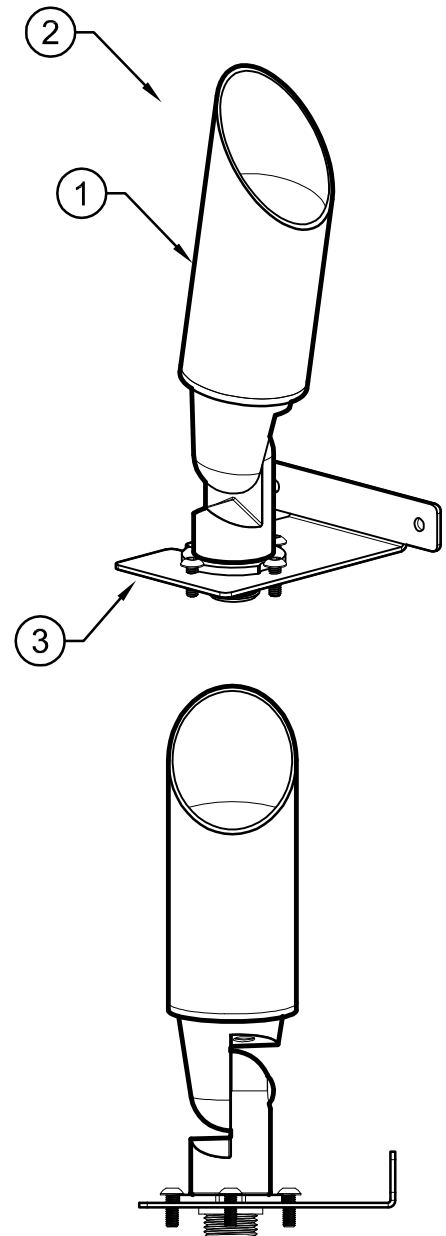
- ① FX LUMINAIRE MR FIXTURE. SEE PLAN LEGEND FOR WATTAGE, BEAM SPREAD AND ACCESSORIES.
- ② AIM FIXTURE A MINIMUM OF 10° OFF VERTICAL TO ALLOW WATER AND DIRT TO DRAIN OFF LENS CAP.
- ③ FX LUMINAIRE GUTTER MOUNT

FX LUMINAIRE

1940 Diamond Street
San Marcos, CA 92078
Main: 760-744-5240
Technical Support: 760-591-7383
www.fxI.com

NOTES:

- A. INSTALLATION TO BE COMPLETED IN ACCORDANCE WITH MANUFACTURER'S SPECIFICATIONS.
- B. ACCEPTS 10-15 VOLTS - AC OR DC
- C. SEE PLAN LEGEND FOR LED BOARD OPTION, BEAM SPREADS, AND ACCESSORIES.
- D. ALWAYS REFER TO FX PRODUCT INSTALLATION NOTES PRIOR TO INSTALLATION.



MR UP LIGHT
GUTTER MOUNT

FXLuminaire.

NOT TO SCALE

DETAIL LEGEND:


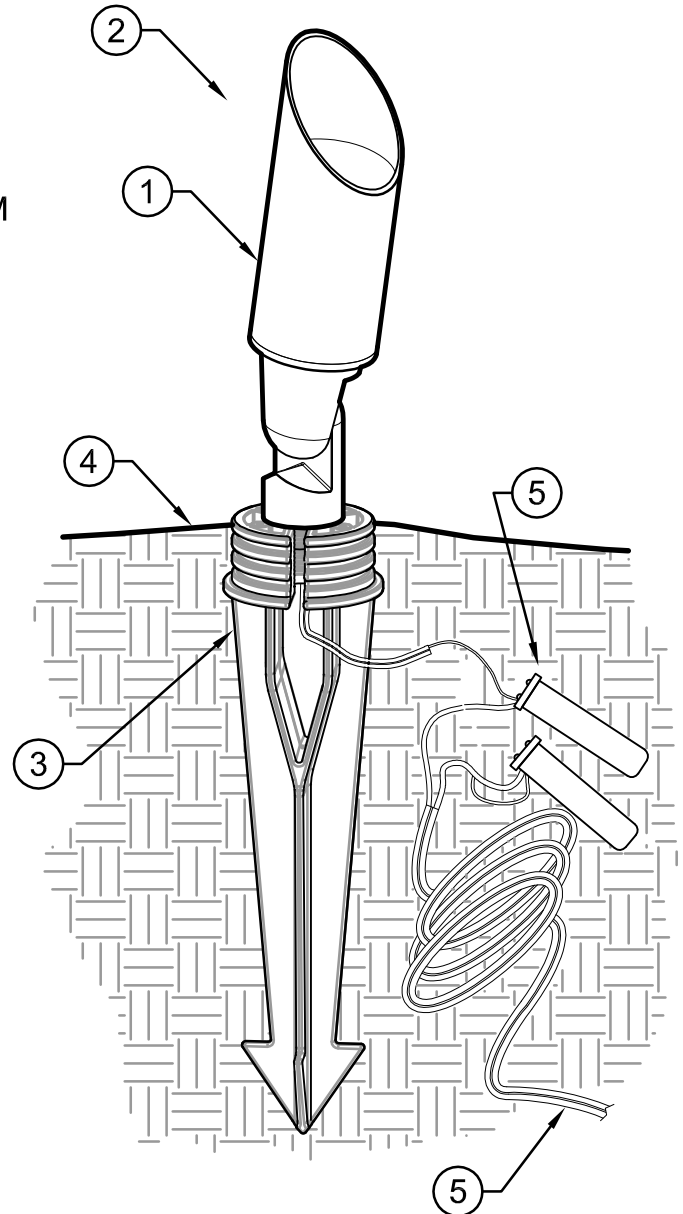
- ① FX LUMINAIRE MR FIXTURE. SEE PLAN LEGEND FOR WATTAGE, BEAM SPREAD AND ACCESSORIES.
- ② AIM FIXTURE A MINIMUM OF 10° OFF VERTICAL TO ALLOW WATER AND DIRT TO DRAIN OFF LENS CAP.
- ③ FX LUMINAIRE LONG SLOT SPIKE.
- ④ FINISHED GRADE.
- ⑤ DIRECT BURY, UF/UL, COPPER, LOW VOLTAGE CABLE WITH WATERPROOF CONNECTION. LEAVE 18" [46 CM] MINIMUM WIRE LOOP COILED BELOW FIXTURE FOR SERVICE.

NOTES:

- A. INSTALLATION TO BE COMPLETED IN ACCORDANCE WITH MANUFACTURER'S SPECIFICATIONS.
- B. ACCEPTS 10-15 VOLTS - AC OR DC
- C. SEE PLAN LEGEND FOR LED BOARD OPTION, BEAM SPREADS, AND ACCESSORIES.
- D. ALWAYS REFER TO FX PRODUCT INSTALLATION NOTES PRIOR TO INSTALLATION.

FX LUMINAIRE

1940 Diamond Street
San Marcos, CA 92078
Main: 760-744-5240
Technical Support: 760-591-7383
www.fxI.com



MR UP LIGHT
LONG SPIKE MOUNT
FXLuminaire.

NOT TO SCALE

DETAIL LEGEND:


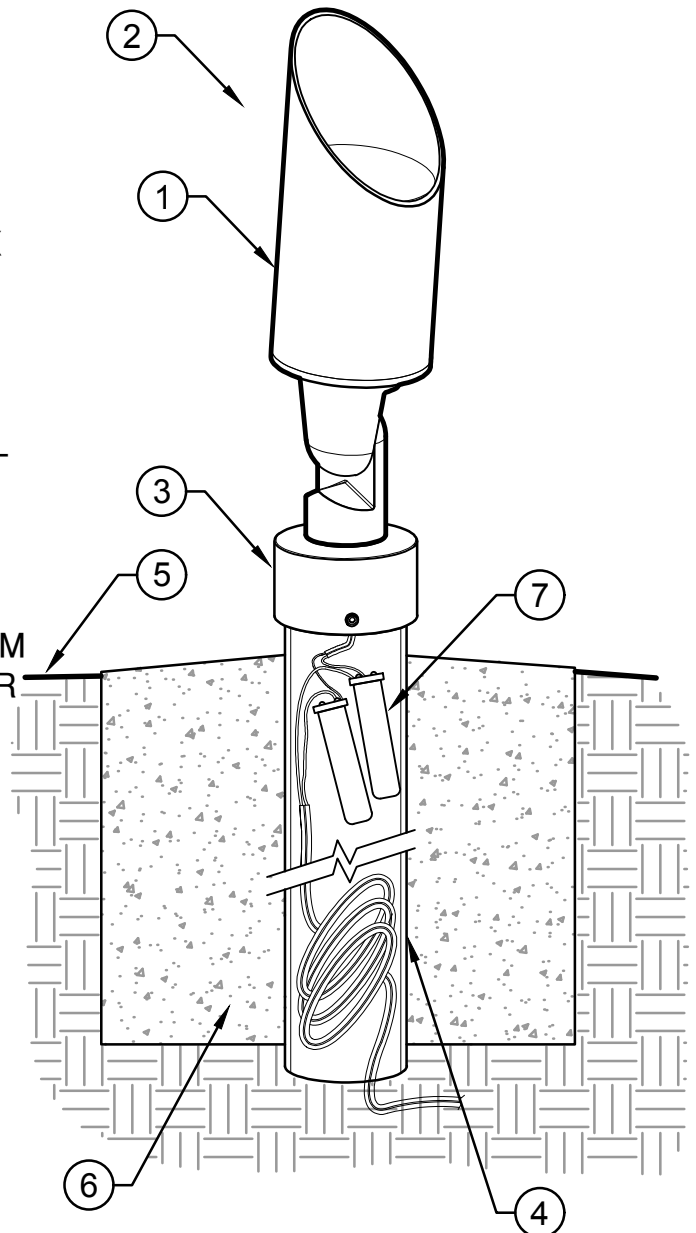
- ① FX LUMINAIRE LR FIXTURE. SEE PLAN LEGEND FOR WATTAGE, BEAM SPREAD AND ACCESSORIES.
- ② AIM FIXTURE A MINIMUM OF 10° OFF VERTICAL TO ALLOW WATER AND DIRT TO DRAIN OFF LENS CAP.
- ③ FX LUMINAIRE POST MOUNT GROUND STAKE. SEE PLAN FOR TOP COLOR. INSTALL CAP 1/4" - 1/2" [6 MM -13 MM] ABOVE FINISH GRADE
- ④ USE CUSTOM SIZE PIPE SUPPLIED BY FX LUMINAIRE
- ⑤ FINISHED GRADE.
- ⑥ CONCRETE FOOTING. DEPTH PER LOCAL CODE.
- ⑦ DIRECT BURY, UF/UL, COPPER, LOW VOLTAGE CABLE WITH WATERPROOF CONNECTION. LEAVE 18" [46 CM] MINIMUM WIRE LOOP COILED BELOW FIXTURE FOR SERVICE.

NOTES:

- A. INSTALLATION TO BE COMPLETED IN ACCORDANCE WITH MANUFACTURER'S SPECIFICATIONS.
- B. ACCEPTS 10-15 VOLTS - AC OR DC
- C. SEE PLAN LEGEND FOR LED BOARD OPTION, BEAM SPREADS, AND ACCESSORIES.
- D. ALWAYS REFER TO FX PRODUCT INSTALLATION NOTES PRIOR TO INSTALLATION.

FX LUMINAIRE

1940 Diamond Street
San Marcos, CA 92078
Main: 760-744-5240
Technical Support: 760-591-7383
www.fxI.com



LR UP LIGHT - POST MOUNT

FXLuminaire.

NOT TO SCALE

DETAIL LEGEND:

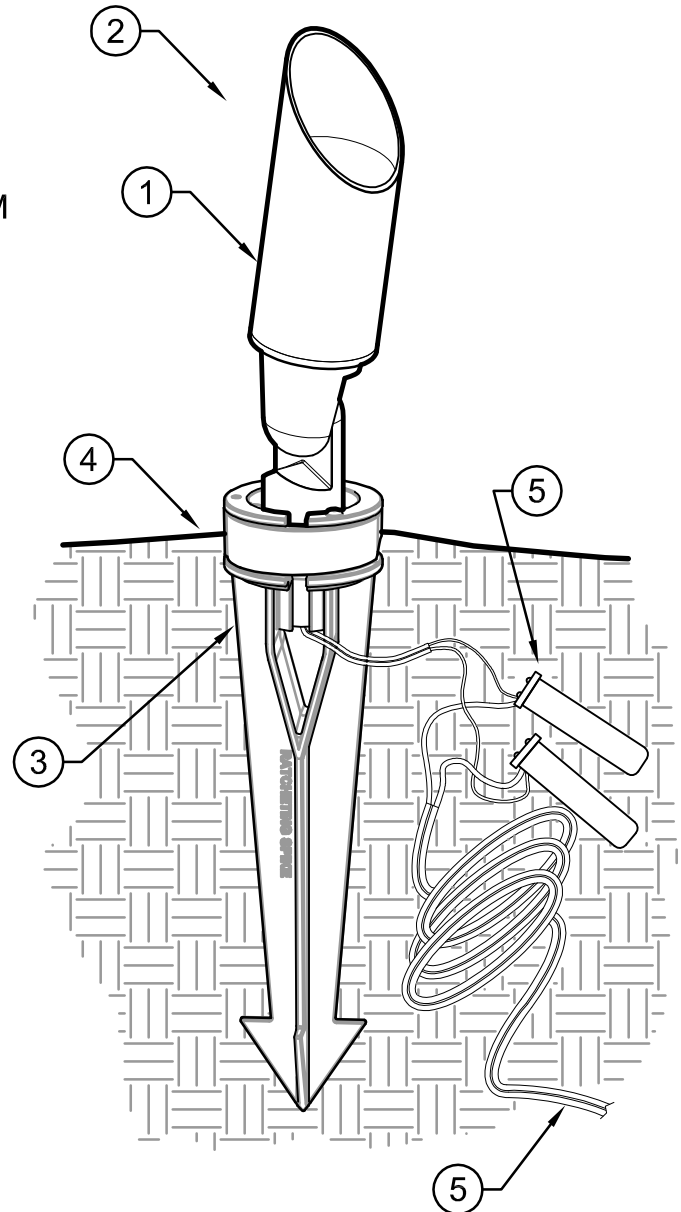
- ① FX LUMINAIRE MR FIXTURE. SEE PLAN LEGEND FOR WATTAGE, BEAM SPREAD AND ACCESSORIES.
- ② AIM FIXTURE A MINIMUM OF 10° OFF VERTICAL TO ALLOW WATER AND DIRT TO DRAIN OFF LENS CAP.
- ③ FX LUMINAIRE RATCHETING SPIKE MOUNT.
- ④ FINISHED GRADE.
- ⑤ DIRECT BURY, UF/UL, COPPER, LOW VOLTAGE CABLE WITH WATERPROOF CONNECTION. LEAVE 18" [46 CM] MINIMUM WIRE LOOP COILED BELOW FIXTURE FOR SERVICE.

FX LUMINAIRE


1940 Diamond Street
San Marcos, CA 92078
Main: 760-744-5240
Technical Support: 760-591-7383
www.fxI.com

NOTES:

- A. INSTALLATION TO BE COMPLETED IN ACCORDANCE WITH MANUFACTURER'S SPECIFICATIONS.
- B. ACCEPTS 10-15 VOLTS - AC OR DC
- C. SEE PLAN LEGEND FOR LED BOARD OPTION, BEAM SPREADS, AND ACCESSORIES.
- D. ALWAYS REFER TO FX PRODUCT INSTALLATION NOTES PRIOR TO INSTALLATION.



MR UP LIGHT RATCHETING SPIKE MOUNT



FXLuminaire.

NOT TO SCALE