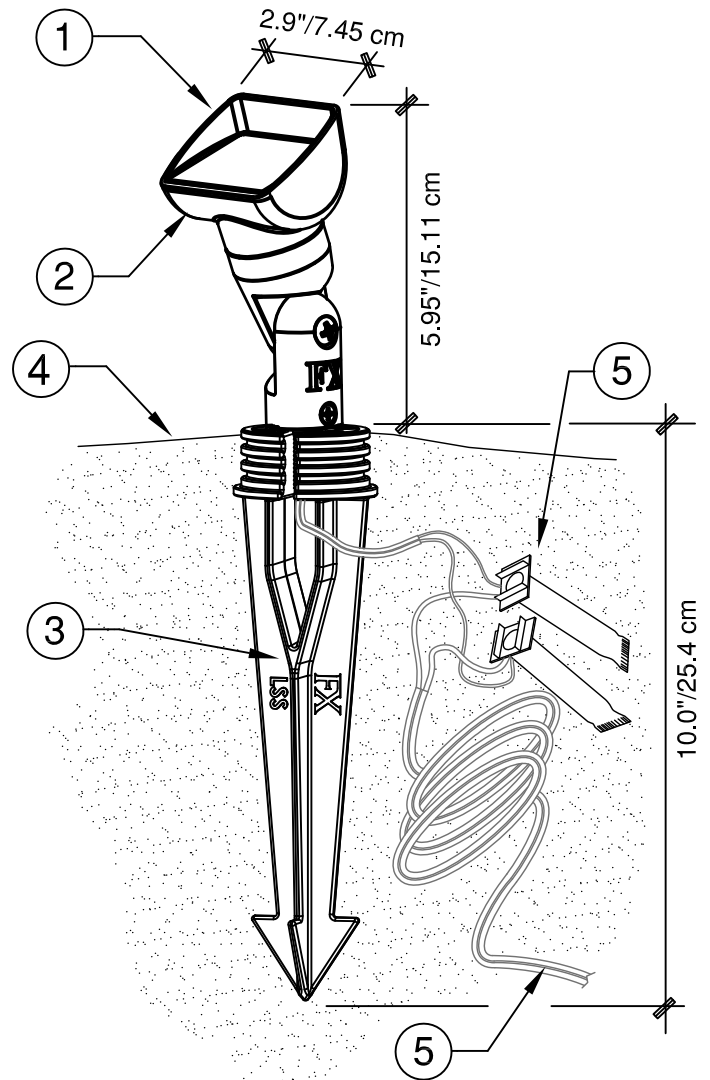


DETAIL LEGEND

- ① FX Luminaire QB fixture. See plan legend for wattage and accessories.
- ② Aim fixture a minimum of 10° off vertical to allow water and dirt to drain off lens cap.
- ③ FX Luminaire Long Slot Spike mount.
- ④ Finished grade.
- ⑤ Direct bury, UF/UL, copper, low voltage cable with 3M DBR/Y-6 direct bury splice kit. Leave 18" minimum wire loop coiled below fixture for service.

NOTES

- A. Installation to be completed in accordance with manufacturer's specifications.
- B. Accepts 10-15 volts - AC or DC
- C. See plan legend for LED board option and accessories.
- D. Always refer to FX product installation notes prior to installation.



QB UP LIGHT LONG SLOT SPIKE


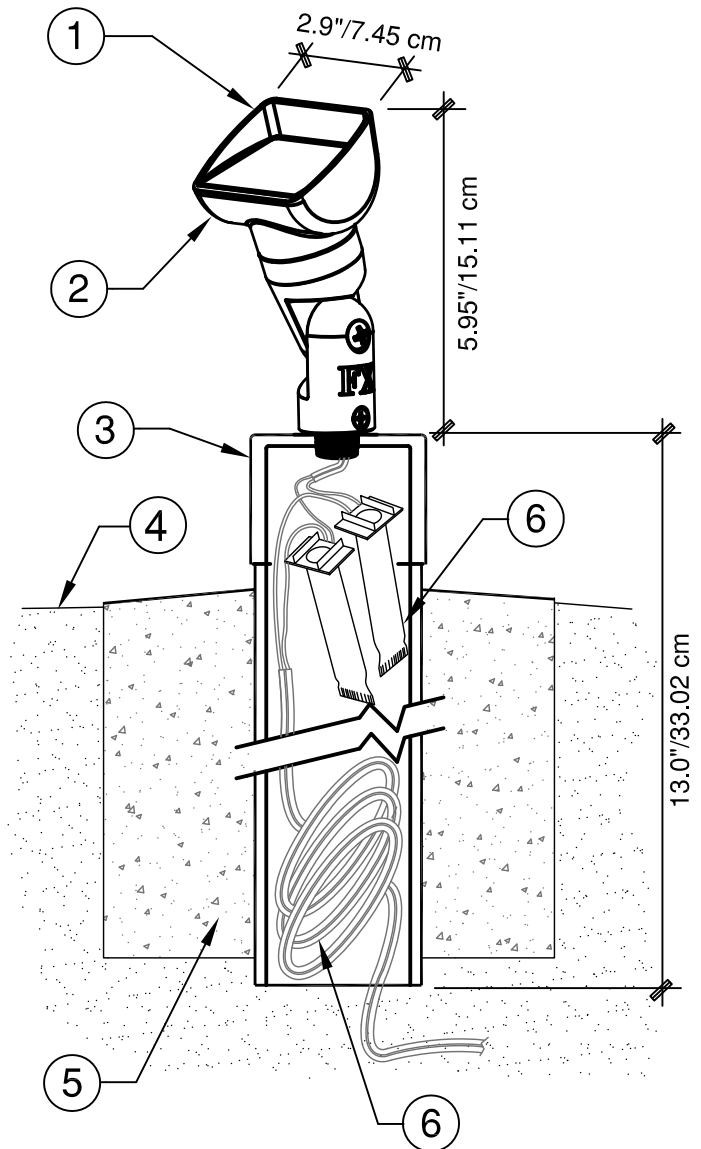
NOT TO SCALE

DETAIL LEGEND

- ① FX Luminaire QB fixture. See plan legend for wattage and accessories.
- ② Aim fixture a minimum of 10° off vertical to allow water and dirt to drain off lens cap.
- ③ FX Luminaire Post Mount.
- ④ Finished grade.
- ⑤ Concrete footing. Depth per local code.
- ⑥ Direct bury, UF/UL, copper, low voltage cable with 3M DBR/Y-6 direct bury splice kit. Leave 18" minimum wire loop coiled below fixture for service.

NOTES

- A. Installation to be completed in accordance with manufacturer's specifications.
- B. Accepts 10-15 volts - AC or DC
- C. See plan legend for LED board option and accessories.
- D. Always refer to FX product installation notes prior to installation.



QB UP LIGHT POST MOUNT


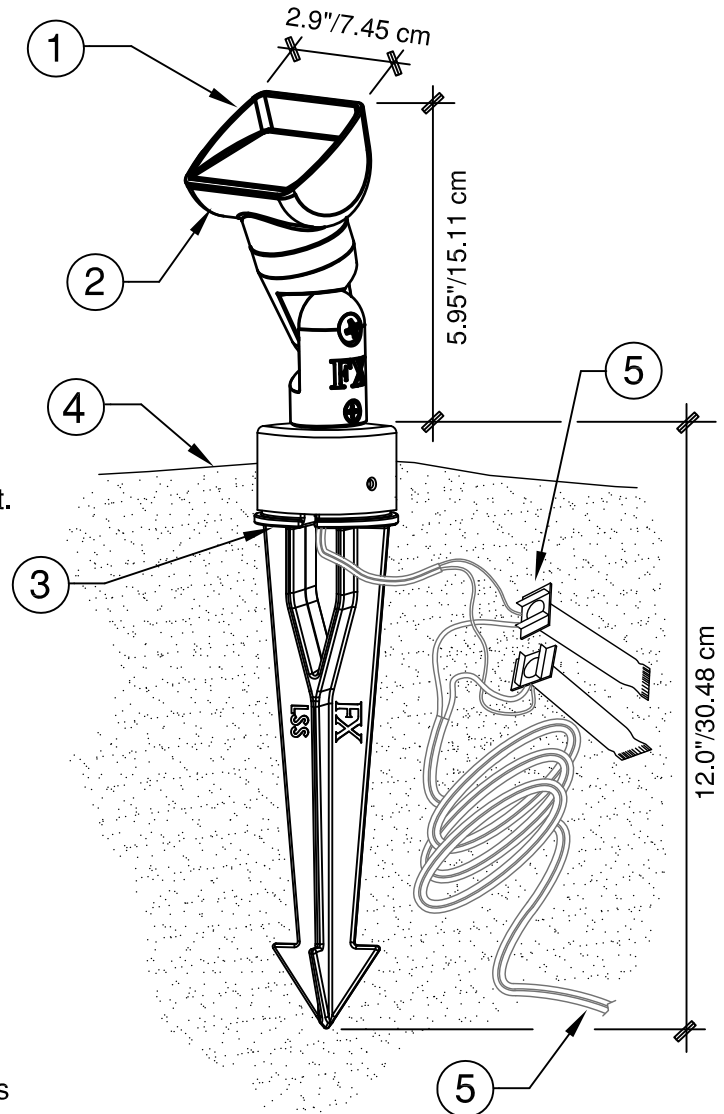
NOT TO SCALE

DETAIL LEGEND

- ① FX Luminaire QB fixture. See plan legend for wattage and accessories.
- ② Aim fixture a minimum of 10° off vertical to allow water and dirt to drain off lens cap.
- ③ FX Luminaire Super J-Box mount.
- ④ Finished grade.
- ⑤ Direct bury, UF/UL, copper, low voltage cable with 3M DBR/Y-6 direct bury splice kit. Leave 18" minimum wire loop coiled below fixture for service.

NOTES

- A. Installation to be completed in accordance with manufacturer's specifications.
- B. Accepts 10-15 volts - AC or DC
- C. See plan legend for LED board option and accessories.
- D. Always refer to FX product installation notes prior to installation.



QB UP LIGHT
SUPER J-BOX


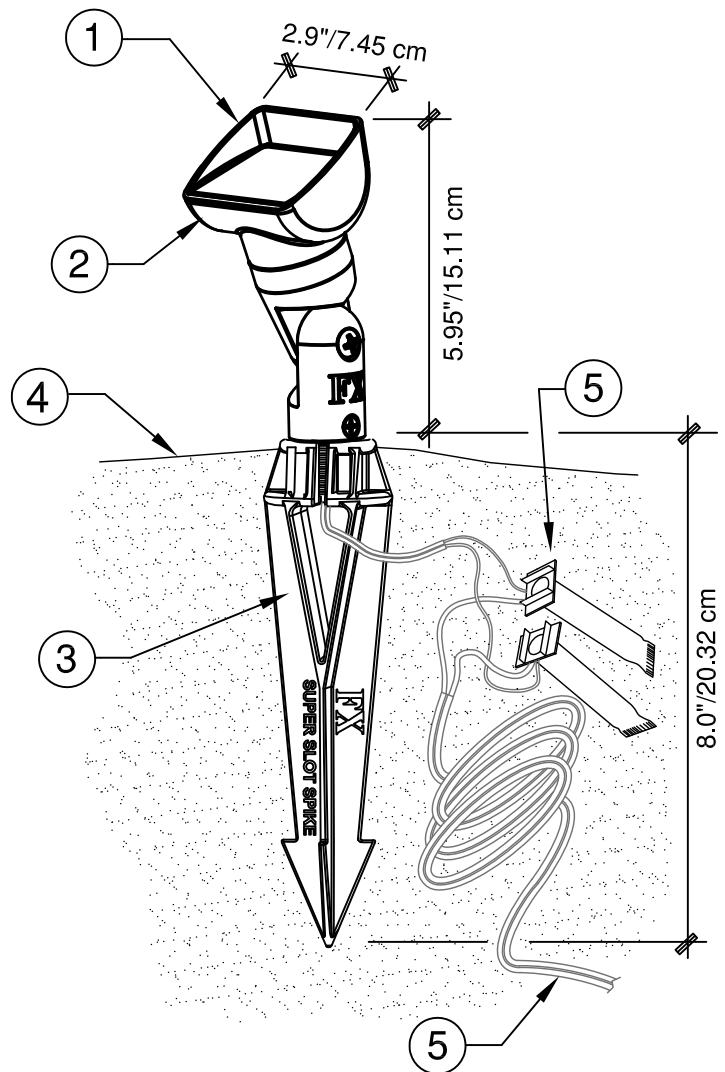
NOT TO SCALE

DETAIL LEGEND

- ① FX Luminaire QB fixture. See plan legend for wattage and accessories.
- ② Aim fixture a minimum of 10° off vertical to allow water and dirt to drain off lens cap.
- ③ FX Luminaire Super Slot Spike mount.
- ④ Finished grade.
- ⑤ Direct bury, UF/UL, copper, low voltage cable with 3M DBR/Y-6 direct bury splice kit. Leave 18" minimum wire loop coiled below fixture for service.

NOTES

- A. Installation to be completed in accordance with manufacturer's specifications.
- B. Accepts 10-15 volts - AC or DC
- C. See plan legend for LED board option and accessories.
- D. Always refer to FX product installation notes prior to installation.



QB UP LIGHT SUPER SLOT SPIKE

NOT TO SCALE