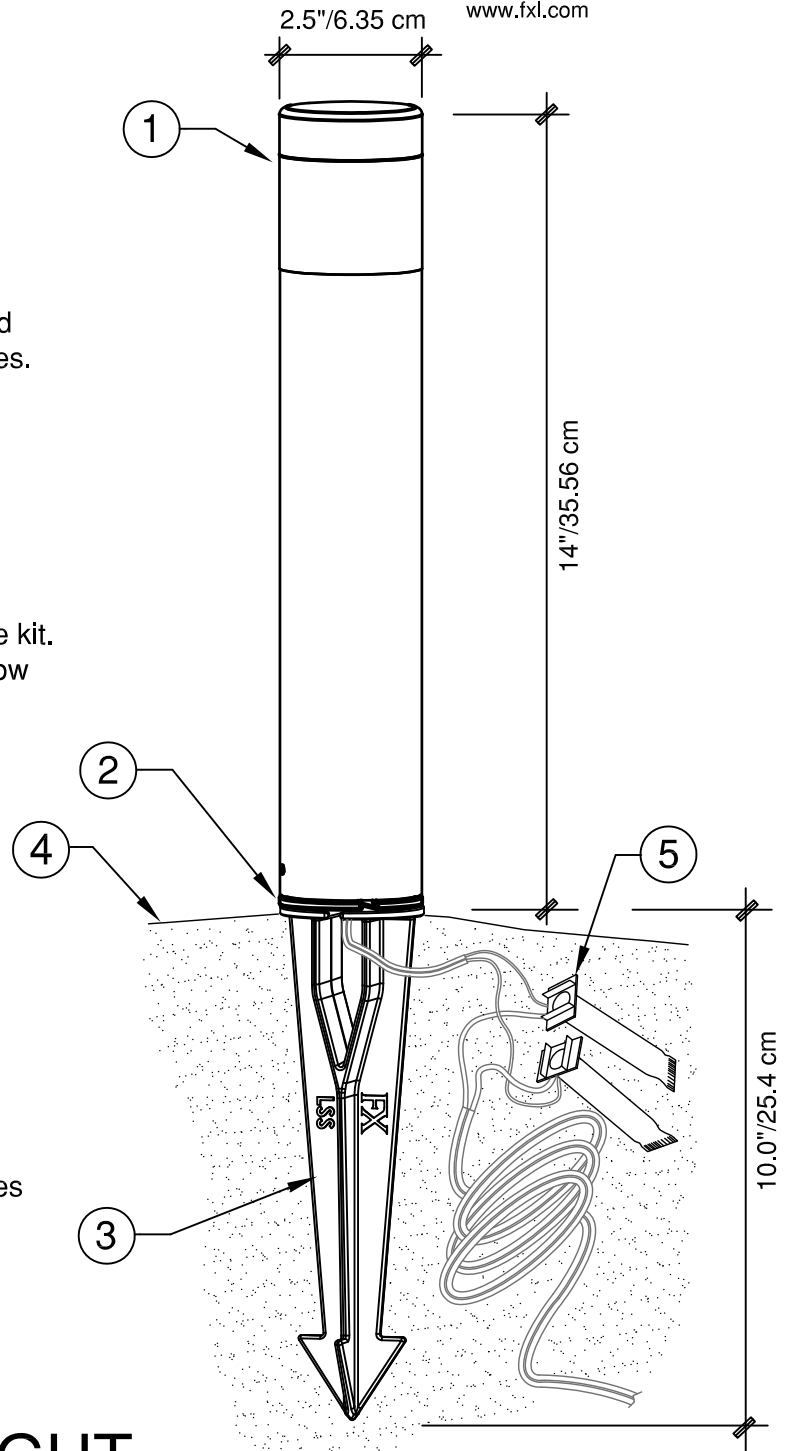


## DETAIL LEGEND

- ① FX Luminaire PM fixture. See plan legend for wattage, beam spread and accessories.
- ② FX PDM fixture mount
- ③ FX Luminaire Long Slot Spike mount.
- ④ Finished grade.
- ⑤ Direct bury, UF/UL, copper, low voltage cable with 3M DBR/Y-6 direct bury splice kit. Leave 18" minimum wire loop coiled below fixture for service.

## NOTES

- A. Installation to be completed in accordance with manufacturer's specifications.
- B. Accepts 10-15 volts - AC or DC
- C. See plan legend for LED board and accessories.
- D. Always refer to FX product installation notes prior to installation.



PM PATH LIGHT

PDM - LONG SLOT SPIKE


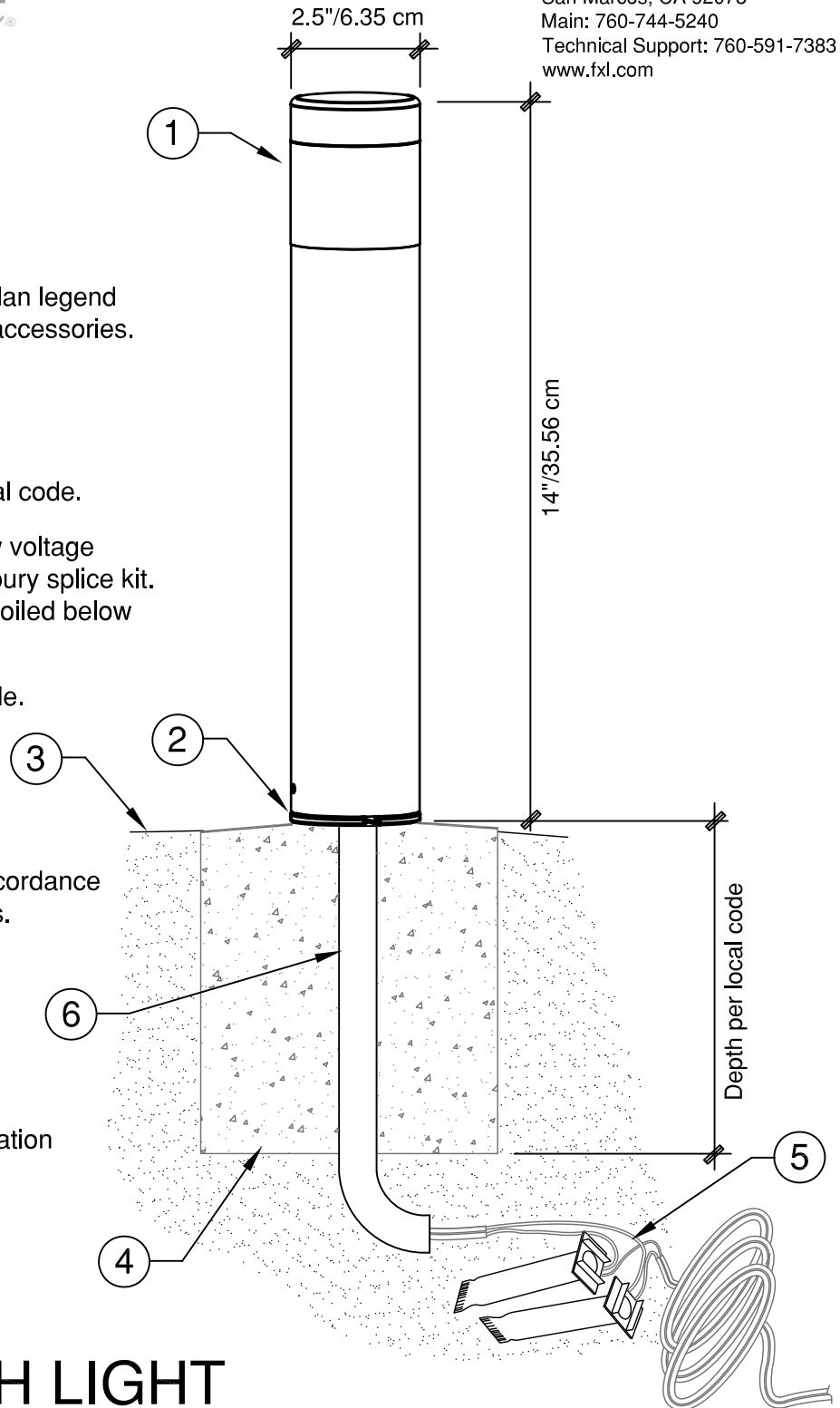
NOT TO SCALE

## DETAIL LEGEND

- ① FX Luminaire PM fixture. See plan legend for wattage, beam spread and accessories.
- ② FX PDM fixture mount.
- ③ Finished grade.
- ④ Concrete footing. Depth per local code.
- ⑤ Direct bury, UF/UL, copper, low voltage cable with 3M DBR/Y-6 direct bury splice kit. Leave 18" minimum wire loop coiled below fixture for service.
- ⑥ ¾" electric conduit per local code.

## NOTES

- A. Installation to be completed in accordance with manufacturer's specifications.
- B. Accepts 10-15 volts - AC or DC
- C. See plan legend for LED board and accessories.
- D. Always refer to FX product installation notes prior to installation.



## PM PATH LIGHT

## PDM - CONCRETE MOUNT

NOT TO SCALE