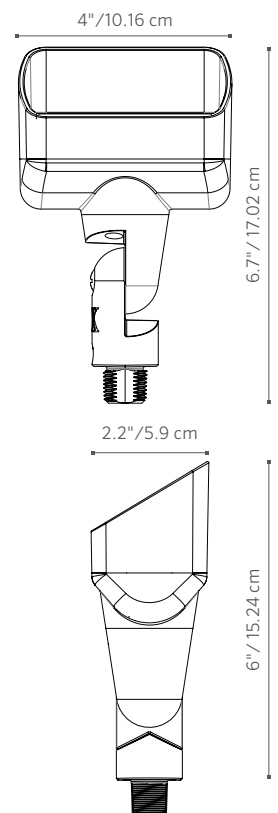




The PB is a compact LED wall wash lighting solution. Available in 1 or 3 LED with full color lens options of frosted, blue, amber, and green included. The wider angle of the PB allows a broader lighting option for larger structures and spaces. Engineered with solid construction, yet petite in size.

PB: Up Light

NUMBER OF LEDS:	1	3
HALOGEN LUMEN OUTPUT EQUIVALENT:	10 Watt	20 Watt
USEFUL LED LIFE (L70):	50,000 hrs avg	50,000 hrs avg
INPUT VOLTAGE:	10 to 15V	10 to 15V
VA TOTAL: (Use this number to size the transformer)	2.4	4.5
WATTS USED:	2.0	4.2
LUMENS PER WATT (EFFICACY)	34	39
MAX LUMENS:	67	160
CRI (Ra)	83	82









PB: Up Light

FACTORY INSTALLED OPTIONS: Order 1 + 2 (optional) + 3 + 4

Step	Description	Code
1	FIXTURE	PB
2	OPTIONAL ZD	ZD (Refer to the Luxor page in the Lighting Control section)
3	LAMP	1LED, 3LED (50,000 avg. life hours)
4	FINISH	AB*, AT*, NP*, BS, WG, FW, AL, BZ, DG, WI, VF, SB, FB

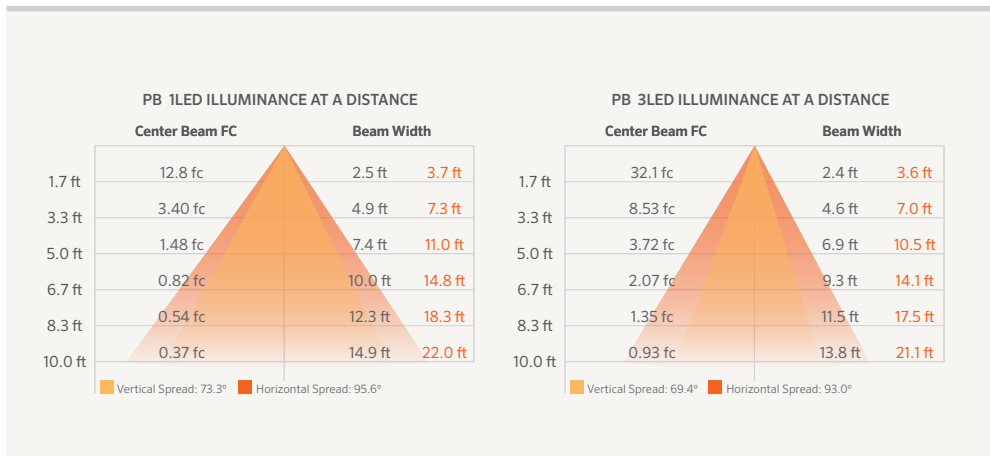
EXAMPLE: PB-ZD-3LED-AT = PB - ZD Option - 3LED Board - Antique Tumbled Finish

FIELD INSTALLED OPTIONS: Order Individually

Mounting Options	
Super Slot Spike (753900) 2" x 8" Included ▶	 Super Slot Spike
Long Slot Spike (250015840000) 2.5" x 10"	
SuperJ-Box (SJ-XX**) 2.5" x 11"	
Post Mount (PM-XX**) 2.5" x 13"	
	 Long Slot Spike
	 Super J-Box XX**
	 Post Mount XX**

EXAMPLE: 753900 = Super Slot Spike





PHOTOMETRICS:












Beam angle is calculated using LM-79 method for SSL Luminaires:

"Beam angle is defined as two times the vertical angle at which the intensity is 50% of the maximum."


METALS

	AB = Antique Bronze* (On Brass)
	AT = Antique Tumbled* (On Brass)
	NP = Nickel Plate*
	BS = Natural Brass

POWDER COAT

	WG = White Gloss
	FW = Flat White
	AL = Almond
	BZ = Bronze Metallic
	DG = Desert Granite
	WI = Weathered Iron
	VF = Verde Speckle
	SB = Sedona Brown
	FB = Flat Black

The PB includes choice of LED board, choice of finish, 4 ft lead wire and a Long Slot Spike.

 All PB up lights come standard with amber, green, blue and frosted filters

* May require longer lead time

** Denotes finish option

