

FXLuminaire

FX LUMINAIRE

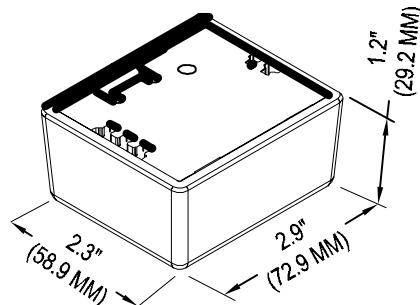
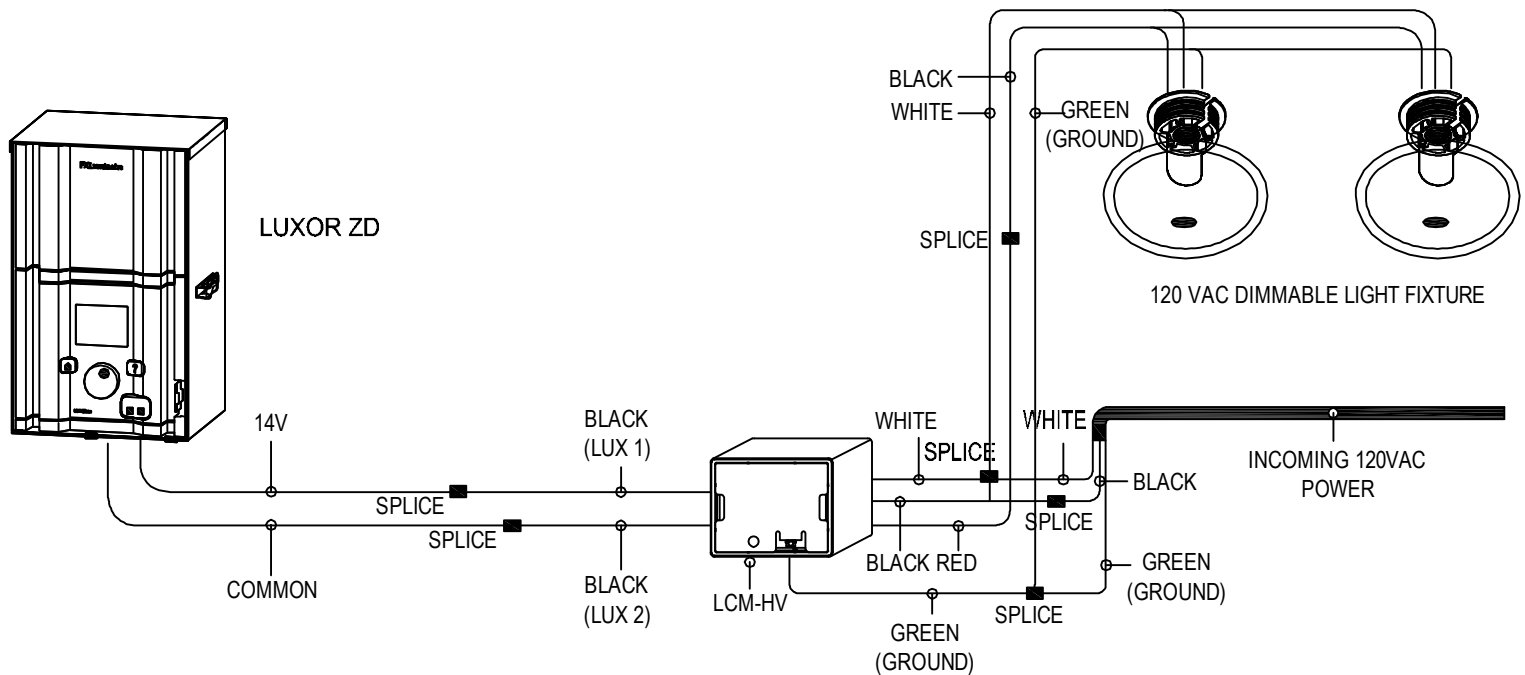
1940 Diamond Street

San Marcos, CA 92078

Main: 760-744-5240

Technical Support: 760-591-7383

www.fxl.com



LCM-HV DETAIL ISOMETRIC

DETAILS:

TYPE: HIGH VOLTAGE

MODEL NO: LCM-HV


MAX LOAD: 400W/3.3A

SUPPORTS: AC LIGHTING (LED AND INCANDESCENT)

NOTES: ALTERNATIVE HV POWER SOURCE
REQUIRED

NOTES:

1. ATTACH ONLY LAMPS TO THE OUTPUT OF THE HV CUBE (NO MOTORS, TRANSFORMERS OR OTHER NON-LAMP LOADS).
2. DO NOT ATTACH THE OUTPUT OF THE HV CUBE TO A NON-DIMMABLE LAMP.
3. DO NOT ATTACH MORE THAN 400WATTS OF LAMPS TO THE OUTPUT.
4. DO NOT SHORT THE OUTPUT.
5. USE ONLY FORWARD PHASE-CUT DIMMABLE LAMPS.
6. DO NOT APPLY 230, 240, OR 277VAC TO THE INPUT.
7. DO NOT INSTALL THE CUBE SUCH THAT ITS OUTPUT IS CONNECTED TO A STANDARD WALL OUTLET.
8. DO NOT FORGET TO ATTACHED THE GREEN WIRE TO GROUND.
9. INSTALL INSIDE A JUNCTION BOX ACCORDING TO NEC GUIDELINES.
10. INSTALLATION TO BE COMPLETED IN ACCORDANCE WITH MANUFACTURER'S SPECIFICATIONS.
11. THIS DRAWING IS INTENDED FOR USE BY ARCHITECTS, ENGINEERS, CONTRACTORS, CONSULTANTS AND DESIGN PROFESSIONALS FOR PLANNING PURPOSES ONLY. THIS DRAWING MAY NOT BE USED FOR CONSTRUCTION.
12. ALL INFORMATION CONTAINED HEREIN WAS CURRENT AT THE TIME OF DEVELOPMENT BUT MUST BE REVIEWED AND APPROVED BY THE PRODUCT MANUFACTURER TO BE CONSIDERED ACCURATE.



LUXOR CUBE

HIGH VOLTAGE + HV POWER SOURCE

NOT TO SCALE